

T

# Richard B. McFadden




**8** YOUR KEY TO PROVEN MONEY MAKERS



COUNTY ROAD • CLARENCE CENTER, NEW YORK





**THE**

**Complete Service . . .**


**GAMES**

**RIDING DEVICES**




# REALISTIC RAILROADS

LOOK  
WIL RIDES  
OP




.....



.....



.....




.....

DISPLAY FIGURES

PARK LAYOUT

BUILDING AND FRONT DESIGN

PARK ACCESSORIES





# Richard B. McFadden



YOUR KEY TO PROVEN MONEY MAKERS 




COUNTY ROAD • CLARENCE CENTER, NEW YORK





# REALISTIC RAILROADS



**CHANCE MANUFACTURING COMPANY**

**4219 IRVING · WICHITA 9, KANSAS**

PHONE Whitehall 2-3831





# CHANCE MANUFACTURING COMPANY

EXCLUSIVE MANUFACTURERS OF RAIL EQUIPMENT SINCE 1944

are enjoying an **EXPANSION PROGRAM**

(under a new name)

We have completed a very substantial expansion of our plant. We are building and selling more railroad equipment than ever. The reason is simple. Operators have found that Chance trains make money for them . . . more net, clear-profit money than any other equipment. Hundreds of Chance equipment owners will tell you that their rides draw the crowds . . . pull both grownup and child riders . . . bring in the money. Managements favor the Chance concessionaire, because his railroad helps bring in more desirable business to all attractions. One Chance owner tells others. That's why our business is growing. Low investment . . . low operating cost . . . high grosses and a high net income. What more can you ask? Hop aboard for top profits with Chance . . . now!

**CENTRALLY LOCATED TO BEST SERVE THE NATION**



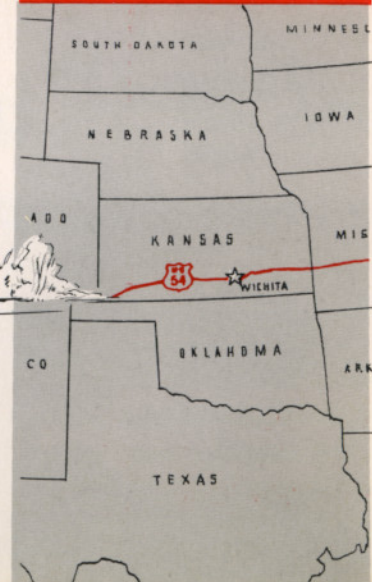
**R. HAROLD CHANCE**  
PRESIDENT

Has spent a lifetime in the outdoor amusement industry, both as a ride operator and ride manager. In 1944 was appointed factory manager of Ottaway Amusement Co. In 1950 acquired ownership of this company and to date maintains a policy of personal interest in every Chance equipment installation.

**AND MAINTAINS OUR CREED . . .**



**DESIGNED FOR REALISM  
BUILT TO LAST**

The true fidelity of Chance design draws crowds . . . honest, sturdy construction helps you haul them at lowest possible cost.






We're proud of our spacious, new plant. It gives our people plenty of elbow-room to build every Chance product to the highest standards of craftsmanship. We're proud of Chance engineering, which always aims at simplicity, serviceability and realism. And we're proud of our Kansas craftsmen. They're never satisfied to do less than their best . . . whether it's on a part that shows, or one that's tucked away out of sight.



## CONTINUOUS ACTIVE MANUFACTURING ASSURES YOU THE BEST INVESTMENT

You get full value for money with Chance . . . because we keep busy every working day in the year, building nothing but Ottaway equipment. We keep skilled men on the job . . . men who know from continuous experience how to do their best work quickly and efficiently. We provide them with the finest production tooling. It all adds up to top quality at minimum cost for your benefit.



We encourage them in this . . . because it gives Chance owners the finest equipment that can be built. We believe that's what you want . . . a railroad that keeps on running, keeps on making money for you season after season, with the least possible time out and expense for maintenance and repairs. Our entire efforts devoted to the manufacturing of fine rail equipment.





# B-14 ROCKETLINER



Here's the top attraction at amusement centers from coast to coast . . . ask any operator! Beautifully detailed, and scaled right for riders of all ages. (Many owners report more than 50% adult riders.) And it's built to be as dependable as a railroad watch. Consider all these features for profitable, safe, high-capacity operations: Especially designed for Kiddieland operators.

**POWER TO PULL** up to 70 passengers per trip . . . **SAFETY LIGHTING** to keep on making money steadily after dark, from a powerful sealed-beam headlight, and side marker lights for realism on engine and rear of observation car . . . **SAFETY AIR BRAKES** on every wheel, operated by 100-lb. positive pressure and with reserve air tank, to give you instant braking power . . . **AIR HORN**, mild-toned to warn gently but still sound like the big trains . . . **BOLT-TOGETHER COUPLERS** that keep the train firmly together, yet disconnect easily; quick-disconnect light and brake lines . . . **TRACK** in 8-lb. or 12-lb. weight, 15 or 30-ft. lengths; for normal or heavy-duty service; also in 15-ft. fabricated sections for portable operation . . . **PARTS AND SERVICE** always available whenever needed . . . plus 90 DAY **WARRANTY** against defective materials and workmanship.



**CHANCE MANUFACTURING COMPANY**  
4219 IRVING · WICHITA 9, KANSAS

**REALISM PLUS** . . . Order your B-14 Rocketliner finished in baked enamel to match colors of any railroad in your area . . . at no extra cost!






So simple a boy can operate it

You can safely trust your Chance concession to anyone who is bright enough to ride a scooter . . . and make change. Controls are few and simple . . . key lock ignition, starter switch, brake lever, choke and throttle, and reverse lever. Smooth fluid drive eliminates gear shifting. Air pressure and ammeter gauges are illuminated for night operation. Fuse blocks protect all wiring.

Keeps 'em standing in line! . . .

Speedy, powerful Rocketliner completes long-track-age circuits in a jiffy . . . pleases every rider, wins re-rides . . . yet keeps crowds standing in line waiting their turn to ride and pay! There's something irresistible about this train . . . something that keeps money coming your way as its owner and operator.



- ① **Engine** — Powerful, heavy-duty, air-cooled Wisconsin engine.
- ② **Fluid Clutch** — Applies smooth power through fluid without shifting gears or manual controls.
- ③ **Transmission** — Provides forward and reverse directions through heavy steel gears running on ball bearings in a sealed oil bath.
- ④ **Reversing Lever** — Manually operated from cockpit to change running direction.
- ⑤ **Drive Shafts** — Automotive type with needle bearing universal joints. Factory lubricated.
- ⑥ **Air Tank** — Large reservoir for ample braking power at any time.
- ⑦ **Air Compressor** — Heavy-duty Timken bearing compressor with automatic pressure controls.

Check the design and engineering features of the Rocketliner engine that assure minimum maintenance, maximum dependability, rock-bottom operating cost . . . highest return on your investment.

Heavy-duty Chance trucks feature over-size ball bearings sealed and factory-greased for life . . . **WEAVER** high carbon steel wheels that serve for many seasons without machining or replacement . . . easy-riding coil springs.

Handsome Chance aluminum-clad, sturdy welded steel coaches look just like those on big streamliners . . . never tarnish, never need painting. Each coach seats up to ten passengers comfortably, safely.

### the best of everything . . . to help make money for you!

Every part, every feature of the B-14 Rocketliner is planned to protect your investment and assure your profits. The engine is a dependable 4-cycle, 2-cylinder, 15-hp air-cooled unit made by Wisconsin Motor Corp. (4-cylinder engine optional). Parts and service are nation-wide. The fluid drive, made by Twin Disc Clutch Co., cushions starting for longer engine and drive train life. Timken bearings reduce friction and cut costs. You get nothing but the best . . . from Chance! The only production model, adult capacity portable train on the market.

DATA	Weight (lbs.)	Length	Width	Height
LOCOMOTIVE POWER UNIT	1410	8'3"	26 1/4"	31 7/8"
COACH	760	12'1"	24 1/2"	27 1/2"
OBSERVATION COACH	810	13'1"	24 1/2"	27 1/2"

LENGTH of two-coach train, 35'1"; seven-coach train, 99'8". Standard track gauge 14"; also available from 12" to 16" gauges.



# Aerotrain



## HIGHBALLING' THRU

Original design follows with highest possible fidelity that of the General Motors Aerotrain . . . courtesy of the Electro-Motive Division, General Motors Corporation.



ANOTHER FIRST FOR

**CHANCE MANUFACTURING COMPANY**

4219 IRVING · WICHITA 9, KANSAS




This is the famous General Motors "Train of the Future" . . . scaled just right to attract young and old . . . kids, grownups, families, couples, railroad fans . . . everybody! From the moment you bolt the last rail in place the B-20 Aerotrain will keep you busy . . . hauling the crowds, collecting the fares . . . and banking the dollars! It's a "Little Giant" in every way . . . drawing power, payload, fun for all ages . . . and profits for its owner!

Here's the Chance advanced-design railroad for the operator who thinks big . . . who wants the profits that come from hauling as many as 140 paying passengers per trip. Yet it's so economical to run that it pays out handsomely even on the slowest days, or in off-seasons . . . and easy to buy at Chance's moderate prices. Those are the happy results of Chance volume production, engineering-for-economy, and honest low-upkeep craftsmanship. The B-20 Aerotrain is scaled for high volume and payload. Its seven-seat streamlined coaches can each accommodate 14 adults passengers comfortably. Its powerful engine accelerates quickly to cruising speed, driven by a 58-hp Ford 4-cylinder industrial engine through a smooth-acting Fordomatic transmission, pulling ten coaches with 140 riders.




# U LEADING THE WAY WITH THE VERY NEWEST !!




Add up those full-load fares per trip, and you'll see why we call the Aerotrain a profit-making "Little Giant." The locomotive features worm-gear drive to all eight wheels for positive traction and smooth pulling. The train runs on a 20" track gauge, assuring a comfortable non-swaying ride at all times . . . just like the full-size trains. The engine weight is 3812 lbs. It is 15' long, 36" wide and 47" high. Each coach weighs 2120 lbs., and is 17' long, 34" wide and 36" high. Fidelity of engine and coaches to the unique Aerotrain design is amazingly complete. It will win many compliments and bring you business — from dyed-in-the-wool railroad "buffs" who can detect the least inaccuracy. More to the point, it will keep crowds standing in line — waiting to pay you for one ride after another. If you want to make money, hand over fist, and have fun doing it, the B-20 Aerotrain is a prime investment for you.

**POWER PACKED . . .  
and Raring to GO!**




58 Horsepower Ford  
Heavy-Duty, water-cooled industrial  
engine, coupled with Fordomatic transmission



### TRUCKS

Long-life WEAREVER high carbon steel ball wheels . . . greased-for-life sealed ball bearings . . . easy-riding coil springs . . . quality-built all the way!



### AIR BRAKES

Positive pressure-action air brakes on every wheel . . . insuring safe, smooth braking action . . . reserve air tank guarantees constant pressure. The finest and safest brake on any train.




### EASY OPERATION

Throttle and brake are the major controls . . . no gear shifting . . . easier and safer to drive than any automobile!



# HIGHBALLING' THRU

# LEADING THE WA



Here's the Chance advanced-design railroad for the operator who thinks big . . . who wants the profits that come from hauling as many as 140 paying passengers per trip. Yet it's so economical to run that it pays out handsomely even on the slowest days, or in off-seasons . . . and easy to buy at Chance's moderate prices. Those are the happy results of Chance volume production, engineering-for-economy, and honest low-upkeep craftsmanship. The B-20 Aerotrain is scaled for high volume and payload. Its seven-seat streamlined coaches can each accommodate 14 adults passengers comfortably. Its powerful engine accelerates quickly to cruising speed, driven by a 58-hp Ford 4-cylinder industrial engine through a smooth-acting Fordomatic transmission, pulling ten coaches with 140 riders.

Add up those full-load fares per trip, and you see why we call the Aerotrain a profit-maker. "Little Giant." The locomotive features worm-gear drive to all eight wheels for positive traction and smooth pulling. The train runs on a 20" track gauge, assuring a comfortable non-swaying ride at any times . . . just like the full-size trains. The engine weight is 3812 lbs. It is 15' long, 36" wide and 36" high. Each coach weighs 2120 lbs., and is 17' long, 34" wide and 36" high. Fidelity of engine and coaches to the unique Aerotrain design is amazing. It will win many compliments and bring you business — from dyed-in-the-wool railroad "buffs" who can detect the least inaccuracy. Moreover, to the point, it will keep crowds standing in line waiting to pay you for one ride after another. If you want to make money, hand over fist, and have fun doing it, the B-20 Aerotrain is a prime investment for you.



# FUN AND FROLIC FROM FRONTIER DAYS

FROM OUT OF YESTERYEAR COMES THE NEW THRILL OF TODAY . . .


## C. P. Huntington

CHANCE  
MANUFACTURING  
COMPANY

4219 IRVING  
WICHITA 9,  
KANSAS

CHANCE MANUFACTURING  
COMPANY

MANUFACTURERS OF



### POWER-PACKED PERFORMANCE

Full 58 hp from a four-cylinder Ford Industrial gasoline engine, supplying smooth traction through a Fordomatic transmission to 8 drive wheels via heavy worm gears, gives the C. P. Huntington the pickup and speed you need for quick, thrilling circuits of your tackage . . . even with a full maximum payload of 140 passengers!



# BRAND NEW COMFORT...

## IN GAY "COVERED WAGONS"

America looks to the past for today's fun — living again the thrills of frontier days. You can build your own profit-making future on this solid trend, as the operator of Chance's brand-new, century-old C. P. Huntington Railroad. Crowds flock to ride in the gay "Covered Wagon" coaches — so much like those in use long ago.

Civil War Era Appeal . . . Modern Construction


The authentic flavor of a Civil War era train, with its gay and lavish decorations, draws crowds to ride the C. P. Huntington. Modern construction, with strong, extra wide seats mounted on sturdy steel decking, assures long life and easy pulling. The locomotive styling conceals an efficient heavy-duty power plant and drive practically identical with that on the B-20 Aerotrains.



**BUILT TO LAST UNTIL 2063!**

They'll stay for hours to admire the faithfully scaled locomotive . . . a near-exact replica of the famous 4-2-4 C. P. HUNTINGTON, built in 1863, and now a prize attraction of the Southern Pacific station at Sacramento, California. They'll ride this train . . . and ride again, and again, and again. And, because it's built to Chance standards of top quality, performance and economy, you'll make maximum profits on every ride, every trip around the track.

Standard equipment includes a mellow-toned air whistle, swinging bell, track sander, electric lights, complete instrument panel, and baked enamel finish with gleaming brass trim — just like the original. The locomotive easily pulls ten coaches with a full payload of 140 passengers. The pressure air brake system, and the smooth-riding heavy duty steel trucks, are Chance's best . . . none better anywhere. The 5445-lb. locomotive is 15' long, 40" wide and 71" high. Each 2340-lb. coach is 17' long, 36" wide and 70" high. The train runs on 20" gauge track. A sturdy, brightly colored nylon top is optional equipment. And here's an idea to redouble your profits . . . and more. Pair this equipment with an Aerotrains . . . the old and the new together . . . what a super-attraction! Think it over — and remember, you can't go wrong when you buy any Chance train!



- ★ 58 Horsepower Heavy Duty, water-cooled industrial engine
- ★ Fordomatic Transmission drives 8 pony wheels thru worm gears
- ★ Heavy Duty Trucks equipped with tapered roller bearings
- ★ Standard Equipment: air whistle, swinging bell, track sanders, brass trim, electric lights, complete instrument panel
- ★ Coaches feature fiberglass seats; optional nylon canopy




# PUMP-IT

## HANDCAR RIDE

*Irresistible appeal for kids from 2 to any age . . .*

Every little tot — and everyone who is young at heart — loves to ride the Pump-It Handcar. It looks and works just like a real railroad handcar . . . lets every rider be a railroad man. There's extra fun in the free wheeling pumpbar that lets the youngster "Pump a while — coast a mile" . . . and safety, because it can't kick back. It pumps so easily a two-year old can run it. And each car can carry two riders . . . to double your gross and your profits!



### CHECK THESE FEATURES

All-steel construction . . . precision built  
Absolutely no lubrication required  
No maintenance or operating costs  
Two seats doubles capacity. Grosses higher profits during rush periods.  
Free-wheeling pumpbar remains stationary when car is coasting  
Push or pull — short or long stroke of pumpbar always moves car forward  
Sealed-in, trouble-free drive unit  
Completely safe . . . it's safety engineered . . . minimum insurance rate  
Chrome pumpbar with rubber grips. A two-year-old can easily "pump-it"  
Looks and works like a real railroad handcar  
Combination of sealed drive unit and steel gears eliminates the use of chain, ratchets, and other troublesome parts. Requires no adjustments.  
Highly portable — easily erected. Can be set up in 30 minutes

**ALL PARTS PAINTED OR CHROME PLATED**



- ★ Rugged all-steel construction.
- ★ Never needs lubrication.
- ★ Any stroke of chrome-plated pumpbar always moves car forward.
- ★ Sealed drive unit and steel gears never need adjustment.
- ★ Pumpbar remains stationary when car is coasting.
- ★ Completely safe and free from worry . . . takes minimum insurance rate.
- ★ Entire ride is highly portable . . . easy to set up or move.



**CHANCE MANUFACTURING COMPANY**  
4219 IRVING · WICHITA 9, KANSAS



## General Information

# CHANCE MANUFACTURING COMPANY

4219 IRVING · WICHITA 9, KANSAS

As the largest exclusive manufacturer of fine rail equipment, we offer a complete railway installation service. Our facilities and experienced personnel are at your disposal for any of the following services: Location selection, track and grade layouts, building plans and designs for related construction such as depot, canopy or tunnel, selection of proper type and capacity of rail equipment, complete track construction instructions, financing, delivery of rail equipment, and on location assistance and approval by our field engineer that your miniature train installation is completed, safe and ready to accept its first payload of anxious patrons. And of course hereafter prompt and efficient parts and repair service when needed.

We are anxious to sell our products, but more so, we are sincere that every CHANCE installation be a profitable and successful operation for its investor. This can be accomplished only with proper planning on your part — and ours. Because of this our business has and will continue to advance ahead.

### ACCESSORIES:

A complete line of miniature train essentials are carried in stock for immediate shipment, such as: portable track, rails, switches, cross overs, crossing signals, rail gauges, rail benders, track spikes, track bolts, splice bars, etc.

### REPAIR PARTS:

A complete stock of repair or replacement parts available for every train ever manufactured by our company.

### SERVICE:

We offer complete repair service from on location jobs to a major repair in our factory, by the experienced men who originally built the equipment.


### GUARANTEE:

All CHANCE products carry a 90 day guarantee against defective material and workmanship, other than purchased parts such as engines, etc., which are individually guaranteed by original manufacturer.

## CUSTOM MADE LIVE STEAM ENGINES

Absolutely the very last word in realism . . . a real train in miniature that offers a unique appeal to everybody. It brings back memories to the grownups . . . brings to life the stories children love about the steam "choo choos." Ottaway's first steam train, built many years ago, is still going strong. Today's version is small enough

for portable operations, yet large enough to handle a 75-fare payload. It is the star attraction for any park of any size . . . as shown by the fact that "Disneyland," the world's most lavish playground, operates "live steam" trains. Please write for details and prices.





**"TAKE A CHANCE!! YOUR BEST RAILROAD INVESTMENT"**

**CHANCE MANUFACTURING COMPANY**

**4219 IRVING · WICHITA 9, KANSAS**

**RR**