




There is a still caption on the back which reads: "ATM C2F2 TEST SEQUENCE."






There is a still caption on the back which reads: "FLIGHT UNIT SPAR AND EXPERIMENTS SUN END ATM."






There is a still caption on the back which reads: "ATM FLIGHT MODEL QUALITY CHECKOUT. VIEW-4"






There is a still caption on the back which reads: "ASSEMBLING W/S END ATM CANISTER TO FLIGHT SPARK."






There is a still caption on the back which reads: "ATM EXPERIMENT ALIGNMENT TEST, CANISTER SUNEND LOOKING UP."






There is a still caption on the back which reads: "ASSEMBLING W/S END AT CANISTER TO FLIGHT SPAR."






There is a still caption on the back which reads: "OVERALL VIEW OF ATM FLIGHT CANNISTER BLDG-4755."






There is a still caption on the back which reads: "OVERALL VIEW OF ATM FLIGHT CANNISTER."






There is a still caption on the back which reads: "ATM FLIGHT CANNISTER SHOWING TUBES AND WIRING ALONG THE SIDE"






There is a still caption on the back which reads: "ATM SUN-END CANNISTER BEING INVERTED."





There is a still caption on the back which reads: "ATM FLIGHT STAR WITH MDA-KND CANISTER INSTALLED IN BLDG-4755 10K-ROOM."





There is a still caption on the back which reads: "ATM SOLAR ARRAY WING FLIGHT NO. -1(VIEW NO-3)"






There is a still caption on the back which reads: "ATM SOLAR ARRAY WING FLIGHT NO. -1(VIEW NO-2)"






There is a still caption on the back which reads: "ATM SOLAR WING DEPLOYMENT SECTION"






There is a still caption on the back which reads: "ATM SOLAR WIND DEPLOYMENT SECTION"






There is a still caption on the back which reads: "ATM SOLAR WIND DEPLOYMENT SECTION"






There is a still caption on the back which reads: "ATM SOLAR WIND DEPLOYMENT MOTORS"






There is a still caption on the back which reads: "ATM SOLAR WIND DEPLOYMENT SECTION & MOTORS"





There is a still caption on the back which reads: "INSTALLATION OF SOLAR WIND ON ATM PROTOTYPE."





There is a still caption on the back which reads: "ATM SOLAR ARRAY REMOVAL FROM SUN SPOT VACUUM CHAMBER"