

Bowman

SATURN V PROGRAM
INTERFACE MANAGEMENT

The purpose of the Saturn V Interface Management System is to establish and maintain interface design compatibility between interfacing items under the design responsibility of different agencies. It provides the management tools for effective change control over the design of designated systems and equipment that have critical interface design requirements. Interface management is accomplished through four distinct phases:

- o Identification
- o Documentation
- o Implementation
- o Control

X
3


performed

Bowman,

Barnard R

1967

SATURN HISTORY DOCUMENT
University of Alabama Research Institute
History of Science & Technology Group
Date ----- Doc. No. -----

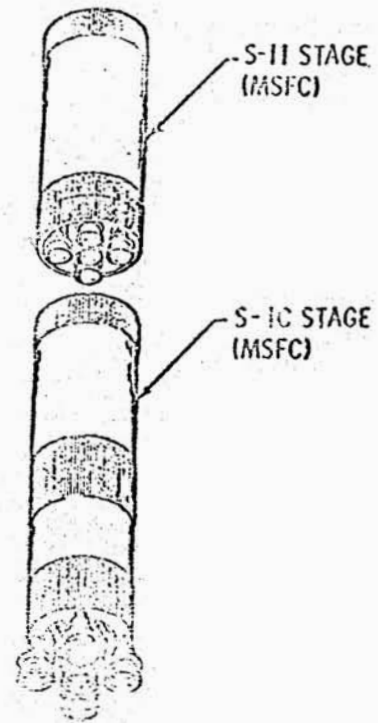


DEFINITION - INTERFACE LEVELS

INTERFACE MANAGEMENT

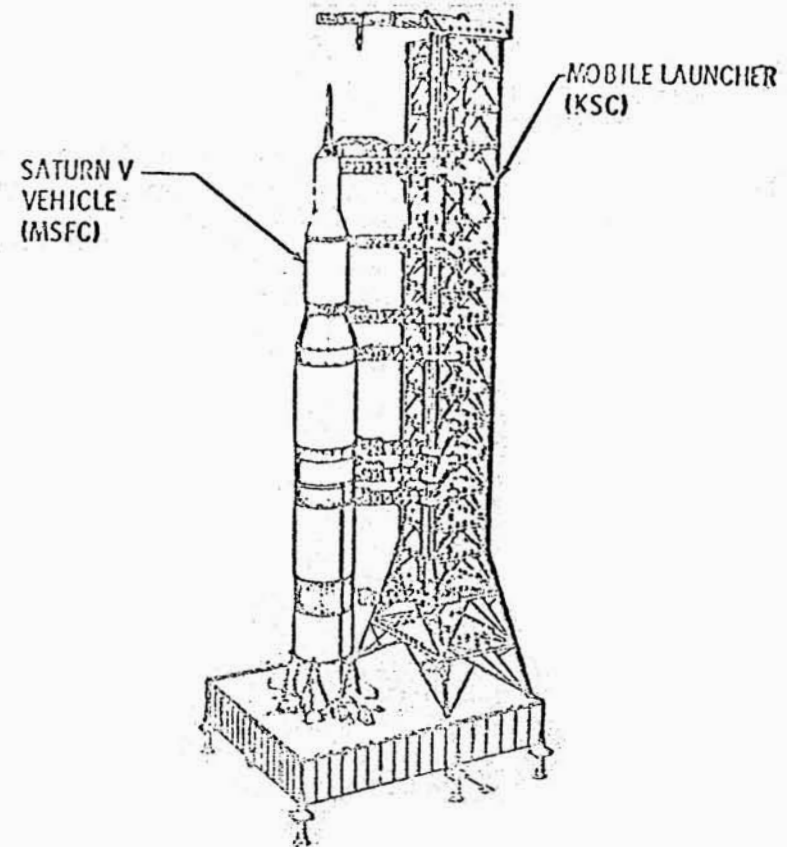
INTRA-CENTER

THOSE INTERFACES THAT AFFECT OR ARE THE RESPONSIBILITY OF DESIGN AGENCIES WITHIN ONE NASA CENTER



INTER-CENTER

THOSE INTERFACES THAT AFFECT OR ARE THE RESPONSIBILITY OF MORE THAN ONE NASA CENTER



✓ Id.

	SATURN V PROGRAM INTERFACE MANAGEMENT	
--	--	--

The Identification Phase of Saturn Interface Management consists of:

- o Identifying Saturn Launch Vehicle Systems interface relationships
- o Selecting interface areas to be controlled
- o Scheduling of interface control documents preparation and baselining

	SATURN V PROGRAM INTERFACE MANAGEMENT	
--	--	--

An interface identification chart is maintained for Saturn V that identifies the:

- o ICD Number
- o Title
- o Contractors that the ICD should be placed on-
- o Individual at MSFC that prepared the ICD
- o schedule ICD will be complete

ICD'S EFFECTIVE 03-501 ONLY

SECTION 1

ICD	STATUS	TITLE	S-IC S-11	S-II S-11	S-IVB S-11B	S-IVB S-11B	F-1 F-1-2	LUSSE		GFE	APOLLO MSC	NSC
								MSSE	ESE			
1	V R	S-IC/S-II Stage Physical Requirements 08-27-65 R-P&VE-VSL (R. E. Dotson)	XX	XX								
2	V R	S-II/S-IVB Stage Physical Requirements 08-27-65 R-P&VE-VSL (R. E. Dotson)		XX	XX							
3	V R	S-IVB/IV Physical Requirements 08-27-65 R-P&VE-VSL (R. E. Dotson)			XX	XX						
4	A R	IV/Spacecraft Physical Requirements 04-15-65 R-P&VE-VSL (R. E. Dotson)				XX					X	
5	V R	F-1 Engine/S-IC Stage Physical Requirements 09-17-65 R-P&VE-VSL (R. E. Dotson)	XX				F-1/ R-1420DS					
6	V R	J-2 Engine/S-II Stage Physical Requirements 04-22-65 R-P&VE-VSL (R. E. Dotson)		XX			J-2/ R-2158BS					
7	V R	J-2 Engine/S-IVB Stage Physical Requirements 08-27-65 R-P&VE-VSL (R. E. Dotson)			XX		J-2/ R-2158BS					
8	A R	Spacecraft to Q-Ball Physical Requirements 04-15-65 R-P&VE-VSL (R. E. Dotson)								R-ASIR 50160338	X	
9	A R	Launch Vehicle to Spacecraft OLV Instrumentation and 04-11-65 (O. Shields)		XX	XX	XX					X	
10	V R	Definition of Saturn SA-501 Flight Sequence Program 04-22-65 R-ASIR-EA (W. Shields)	XX	XX	XX	XX						

IDENTIFICATION

TYPICAL INTERFACE IDENTIFICATION MATRIX

S-II STAGE

TO

EFFECTIVITY
SA-591

INTERFACE CATEGORIES	DESCRIPTION CONTRACT END ITEMS OR EQUIV. DESIGN RESP.	MAJOR CEPS						RANGE SAFETY SYSTEM ELECTRICAL & CONTROL				
		F-1 ENGINES R-1420DS NAA ROCKET DYNE	S-1C STAGE CP0250000-1101 BOEING	J-2 ENGINES FOR S-II STAGE NAA ROCKET DYNE	J-2 ENGINES FOR S-IVB STAGE NAA-RKDYII	S-IVB STAGE CP207005A DOUGLAS	INSTR. UNIT IDH	APOLLO MSC	RECEIVER UHF 50800697 R-ASTR	PLUG IN SAFING R-ASTR	CONTROL - LER RANGE SAFETY R-ASTR	DECODER RANGE SAFETY COMMAND R-ASTR
PHYSICAL	MECHANICAL	NONE	13M50100	13M50105	NONE	13M50101	NONE	NONE	NONE			NONE
	SPACE RELATIONSHIP	NONE		13M50132			NONE	NONE	NONE			NONE
FUNCTIONAL REQUIREMENTS	STRUCTURAL	NONE	13M7000	13M7005	NONE		NONE	NONE				NONE
	ELECTRICAL	NONE	13M30595	13M7005	NONE		NONE	NONE	NONE	NONE	NONE	NONE
	ENVIRONMENTAL	NONE	13M7000	13M7005			NONE	NONE	NONE	NONE	NONE	NONE
	CREW SAFETY	NONE	NONE	NONE			13M7005	NONE	NONE	NONE	NONE	NONE
	HYDRAULIC FLUID PNEUMATIC	NONE	NONE	13M7005			13M7005	NONE	NONE	NONE	NONE	NONE
		NONE	NONE	13M7005	NONE			NONE	NONE	NONE	NONE	NONE
PROCEDURAL REQUIREMENTS	HUMAN FACTORS	NONE	13M3000	13M3005	NONE			NONE				NONE
	ASSEMBLY/DISASSEMBLY	NONE	13M3000	13M3005	NONE			NONE				NONE
	MAINTENANCE	NONE	13M3000	13M3005	NONE			NONE				NONE
	SERVICE	NONE	13M3000	13M3005	NONE			NONE				NONE

1 0 1 2 3 4 5 6 7
CLASS

2 0 1 2 3 4 5 6 7 8 9
ORIGINAL NO.

104

INTERFACE CONTROL DOCUMENTATION CONTRACTUAL INDEX AND STATUS REPORT


STAGE LAUSE		* INFORMATION ONLY		N/A NOT APPLICABLE		LEVEL	TYPE	INTERFACE REVISION NOTICE	VEHICLE EFFECTIVITY	DATE ICD IS AVAILABLE TO IO WITH RACD	TECHNICAL APPROVAL *	(A) PROGRAM CCB NO. 501-(1) AND DATE APPROVED *	(B) CONTRACTING OFFICER'S CHANGE ORDER OR AND DATE APPROVED (2)	(C) DATE OF CONTRACTOR'S RESPONSE TO CONTRACT OFFICER'S LETTER	YES/NO	CONTRACTOR'S R&D CONFORMANCE TO ICD DATE IVP, IVE & INCOMPATIBILITY DATE OF NOTIFICATION OF RESPONSIBILITY (1)	R-ASTR-ESA	LABORATORY RESPONSIBLE MSFC (2) *	PIRN NUMBER *	REMARKS *
ICD NO.	TITLE	SPECIFICATION	INTERFACE AREA	VEHICLE EFFECTIVITY	DATE ICD IS AVAILABLE TO IO WITH RACD															
40M11706	LV ESE/Ground DDAS	SS10A40M00328	GE/IU	B				501	S 4-11-66 A 4-23-66	1 66-0172 2 24-29-66	1 C/O 55 2 12-23-65	S 1-7-66 A 1-1-66	X	1 N/A 2 N/A	R-ASTR-ESA	N/A				
		SS10A40M00328				R-3 -5		501	S N/A A 3-1-66	1 66-0429 2 3-8-66	1 I-CO-IG 2 8-26-66	S 9-10-66 A		1 2						
									S A	1 2	1 2	S A		1 2						
									S A	1 2	1 2	S A		1 2						
									S A	1 2	1 2	S A		1 2						
									S A	1 2	1 2	S A		1 2						
40M11709	IU Checkout ESE to Ground Computer	SS10A40M00328	IU/GE	B				501	S 4-11-66 A 4-4-66	1 66-0077 2 24-11-66	1 C/O 55 2 1-5-66	S 1-20-66 A 2-15-66	X	1 N/A 2 N/A	R-ASTR-ESA	N/A				
		SS10A40M00328				R1, 2,3		501	S 4-11-66 A 1-25-66	1 66-0126 2 5-5-66	1 C/O 55 2 4-7-66	S 4-22-66 A 5-1-66		1 2						
		SS10A40M00328						501- SUBS	S N/A A 7-6-66	1 66-0433 2 27-13-66	1 C/O 317 2 9-9-66	S 9-24-66 A		1 2						
		SS10A40M00328				R-4 5		501- SUBS	S N/A A 8-25-66	1 66-485 2 9-1-66	1 2	S A		1 2						
		SS10A40M00328						502- SUBS	S N/A A 9-12-66	1 66-570 2 29-19-66	1 2	S A		1 2						
									S A	1 2	1 2	S A		1 2						
									S A	1 2	1 2	S A		1 2						
40M11710	IU Checkout ESE to RACS Cont. Display & Power	SS10A40M00328	IU/GE	B				501- SUBS	S 4-29-66 A 4-22-66	1 66-0169 2 24-29-66	1 C/O 55 2 1-3-66	S 1-13-66 A 2-15-66	X	1 N/A 2 N/A	R-ASTR-ESA	N/A				
		SS10A40M00328						501- SUBS	S N/A A 8-25-66	1 66-483 2 9-1-66	1 2	S A		1 2						
									S A	1 2	1 2	S A		1 2						
									S A	1 2	1 2	S A		1 2						
40M11711	ESE to Navigation System	SS10A40M00328	IU/GE	B				501- SUBS	S 4-4-66 A 3-23-66	1 66-0054 2 24-4-66	1 C/O 55 2 3-31-66	S 4-15 A 5-1-66		1 N/A 2 N/A	R-ASTR-ESA	N/A				
									S A	1 2	1 2	S A		1 2						

D

	SATURN V PROGRAM	
	INTERFACE MANAGEMENT	

The Documentation Phase of Saturn Interface Management consists of:

- o Preparation of all ICDs which shall include documentation of all detail interface items within the interface areas selected for control.
- o Technical coordination between affected NASA organizations and contractors. The technical coordination consists of the exchange of technical data to support the documentation of detail interfaces, and includes coordination required to evaluate and resolve interface design incompatibilities detected during the ICD preparation.
- o Technical approval of the ICD by participating MSFC organizations.



	SATURN V PROGRAM INTERFACE MANAGEMENT	
--	--	--

The Implementation Phase of Saturn Interface Management consists of:

- o Saturn Program Level II CCB baselining of the ICD.
- o Release to Repository and distribution.
- o Contractual implementation of the ICD.

X Im

SATURN PROGRAM
INTERFACE MANAGEMENT

Saturn Program Level II CCB baselining of the ICD requires that:

- o The Program Manager or his designated alternate chair the CCB and sign the Configuration Control Board Directive (CCBD).
- o The CCBD number must be referenced on the ICD or the Repository will not accept the ICD.

Im

SAFARI V PROGRAM

INTERFACE MANAGEMENT

Release to Repository and distribution

- o The Repository is a controlled data bank and no one is allowed to remove an ICD. The ICD can be changed only with an interface revision notice (IRN) with the approval of the CCB and a CCBD number must be referenced on the IRN.
- o Distribution is made direct from the Repository to all affected contractors and government agencies.

	SAYBRI V PROGRAM INTERFACE MANAGEMENT	
--	--	--

Contractual Implementation of the ICD:

- o The Interface Control Document and its status is included in the Interface Control Document Index and Status Report.
- o The Interface Control Document Index and Status Report is referenced in all applicable Contract End Item Specifications.
- o Specifications are maintained by updating the ICD Contractual Index and Status Report monthly.
- o Contractors are required to establish an internal control system to insure that their internal drawings, procedures and hardware comply with the ICDs.

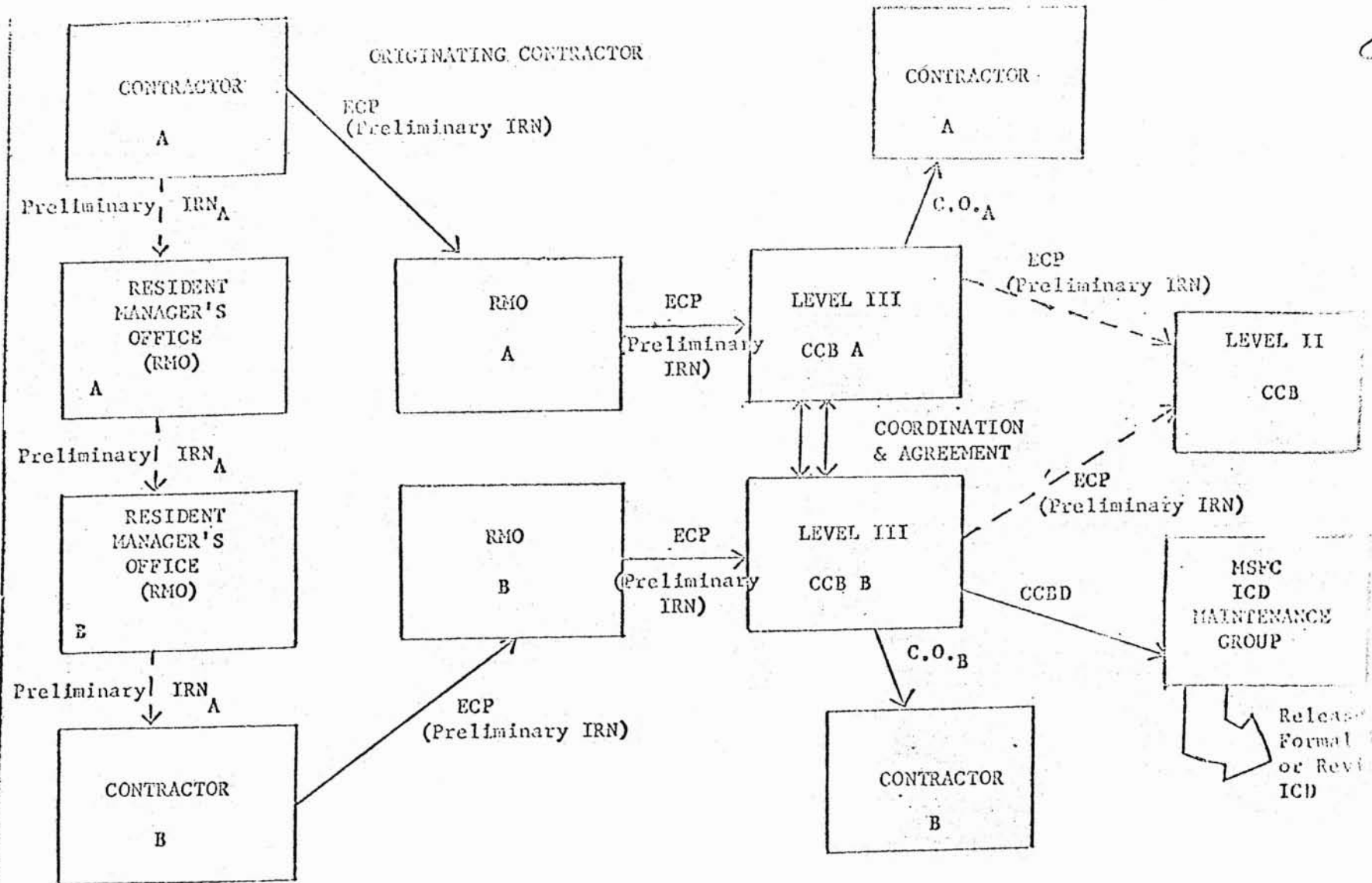
10

SATURN PROGRAM

INTERFACE MANAGEMENT

The Control Phase of Saturn Interface Management requires that:

- o Configuration Management Manual and Procedures be released
- o Specifications and Interface Control Documents be identified and placed on contract
- o Configuration management requirements be placed on contract
- o Configuration Control Boards must be operational
- o Change Tracking and Accounting System must be operational
- o Hardware/Ground Support Equipment/Software Change Integration System must be operational



I-V-P 856 Bombin Nov. 30, 1965

X C

	SATURN V PROGRAM INTERFACE MANAGEMENT	
--	--	--

There are five levels of Configuration Control Boards in the NASA change control system.

- o Level I Apollo Program Director
- o Level II Saturn V Program Director
- o Level III Project Manager (S-IC Stage of Example)
- o Level IV Contractor plant NASA Resident Manager
- o Level V Contractor

✓

SATURN V PROGRAM

INTERFACE MANAGEMENT

Program Control Number (PCN) is assigned to every change package. If an interface is affected, the PCN is prefixed with a (V). If no interface is affected, the prefix is the affected Project Office (i.e. S-IC, S-II)

The Saturn V Change Integration System assures that:

- o All actions required by MSFC to process an engineering change are identified and tracked.
- o Contractors that have interfacing ECP's are authorized to proceed concurrently.

COMMON TO ALL CARDS 1-6

SATURN V PROGRAM ENGINEERING CHANGE MASTER INDEX

COMMON TO ALL CARDS 7-8 **01** OF **01** PAGES

PCN	ASSIGNED	RELEASED	MAN. CLOSE	P	LEAD ENGINEER	EFFECTIVITY	PKG. CLOSED	LAST REV	R-O	APP
V-3328	0818708307	09207	U	FRAME		02+SU	09237	09227		

CARD CODE	TITLE	A	ADD PROVISION TO REMOTELY VENT TRAPPED PRESSURES IN VALVE ACTUATI								
	9-80	B	ON CONTROL PRESSURE LINES								

CARD CODE	PROJECT	PCN	EFFECTIVITY					TITLE															
			F	E	E	S	S	DATE	PIRN/IRN ICD	R	L	L	S	DATE	CCBD NUMBER	A	S	DATE	CHANGE ORDER NUMBER	A	S	DATE	
9			C	C	P	C	A	31	36		49	54	62	67	76								
C	I-V-S		X																				
D	-IC																						
E																							
F																							
G																							
H																							
I																							
J																							
K																							
L	I-V-G		X																				
M																							
N																							
O																							
P																							
Q																							
R																							
S																							
T																							
U																							
V																							
W																							
X																							
Y																							
Z																							
1																							
2																							
3																							
4																							
5																							
6																							
7																							
8																							
9																							

REMARKS 9-71 / C= THIS CHANGE IS A RESULT OF THE SAT V SAFETY REVIEW ON 17 AUG AND WAS DIRECTED BY THE SAT V PROGRAM MANAGER. PCN V-3328