

# JONES & HERRIN

Architecture/Interior Design

June 28, 1994

Bud Bienvenu, Executive Director  
Huntsville Depot Museum  
320 Church Street  
Huntsville, AL 35801

Dear Bud:

In reply to your inquiry, we have pulled from the files the 1980 restoration drawings for the Huntsville Depot Museum Auto Building. In 1980-81, the exterior walls of this building were repaired, and some rebuilt, however, the old built-up roof (which was perhaps 15 years old in 1980 and had some leaks) was patched and kept since money was tight.

This roof is now perhaps about 30 years old and is long past due for replacement. Such asphalt and gravel roofs generally last only 12 to 15 years. We now have available "modified bitumen" roofs which promise to be much more trouble-free than the old asphalt and gravel roofs.

The building is presently a shell of 4 walls (which needs a roof) with no electrical, mechanical, plumbing, partition or finish work on the inside. The shell wall exteriors are past due for maintenance. In cold economic terms, the present value of the shell is probably between 5% and 10% of the cost of a completed building. Since a completed (but not furnished) exhibit building such as this could be expected to cost around \$85 to \$90 per square foot, it would probably cost about \$80 per square foot x 5,685 s.f. of enclosed area, plus about \$40 per square foot x 775 s.f. of canopy area, plus about \$40,000 for site work such as walks, drives, signs, landscaping, etc.

\$80 p.s.f. x 5,685 s.f. enclosed =	\$455,000
\$40 p.s.f. x 775 s.f. canopy area =	31,000
Site work (l.s.) =	40,000
Approximate Total =	\$526,000
(i.e. perhaps \$500,000 to \$550,000)	

To this must be added:

1. Exhibit costs, to include signage, cases, graphics, artifacts (and their restoration) exhibit design costs, etc.
2. Architectural costs = 9.8% of restoration costs
3. Owner's administrative costs
4. Legal costs (contracts regarding acquisitions, displays, construction, etc.)
5. Furnishings
6. Equipment

Sincerely,



Harvie P. Jones, FAIA



DEC. '80

AUTO BUILDING  
HUNTSVILLE DEPOT  
HUNTSVILLE, AL  
DECEMBER, 1980  
PROJECT # 80-031  
(AMERICAN LEGION BLDG.)

← EAST & NORTH FACE



DEC. '80

← EAST FACE



DEC. '80

← EAST FACE





DEC. '80

NORTH-EAST CORNER ↑  
EAST FACE



DEC 80

EAST FACE ↑



DEC 80

EAST FACE ↑



DEC. '80

SOUTH-EAST CORNER  
EAST FACE



DEC. '80

SOUTH & EAST FACE



DEC. '80

SOUTH FACE  
ENTRANCE



DEC. '80

SOUTH FACE ↑  
METAL BLDG. - BRICK BUILDING JOINT



DEC. '80

SOUTH FACE ↑  
METAL BLDG. SHOWING GARBAGE CAN WASH



DEC. '80

SOUTH FACE ↑  
BRICK BLDG. - FRONT





DEC. '80

SOUTH FACE  
METAL BLDG.



DEC. '80

SOUTH FACE  
METAL BLDG.



DEC. '80

SOUTH-WEST CORNER  
SOUTH FACE





SOUTH & WEST FACE →

DEC. '80



WEST FACE →

DEC. '80



WEST FACE  
AT DRAINAGE TUNNEL →

DEC. '80



DEC. '80

WEST FACE




DEC. '80

WEST FACE  
AT DRAINAGE TUNNEL



DEC. '80

NORTH FACE







DEC. '80

NORTH FACE ↑



DEC. '80

NORTH FACE ↑

METAL BLDG. - BRICK BLDG. JOINT



DEC. '80





DEC. '80

NORTH FACE  
AT STORAGE RM. WINDOWS



DEC. '80

NORTH FACE  
BRICK BLDG.



DEC. '80

NORTH FACE  
BRICK BUILDING



DEC. '80

NORTH FACE  
NORTH - EAST CORNER ↑



DEC. '80

BAGGAGE BLDG. ↑  
WEST END  
(PHOTO TAKEN FROM DEPOT)



DEC. '80

NORTH & WEST FACE  
(PHOTO TAKEN FROM DEPOT)






Brick flue from kitchen  
@ South wall.

←  
↓





HVAC units on roof.








HVAC units on roof.








Pitch on conc.  
coping.  
North Wall →



North east corner.



East wall.



Roof drains &  
flashing details.  
← North well.



← South Well  
←

Metal roof



Roof vents →



Looking West →







← Looking South



Flashing detail  
@ connection of  
built-up roof &  
metal roof.




Looking South.




DEC. '80

ASSEMBLY Rm.  
WEST WALL




DEC. '80

ASSEMBLY Rm.  
SOUTH - WEST CORNER



DEC. '80

ASSEMBLY Rm.  
EAST WALL  
GLAZING JAMB





ABOVE ASSEMBLY Rm.  
LOOKING NORTH



DEC. '80

ABOVE ASSEMBLY Rm.  
LOOKING EAST



DEC. '80

HALL OFF ASSEMBLY Rm.  
LOOKING WEST



DEC. '80





DEC. '80

ASSEMBLY Rm.  
SOUTH WALL



DEC. '80

ASSEMBLY Rm.  
EAST WALL



DEC. '80

ASSEMBLY Rm.  
EAST WALL



ASSEMBLY Rm.  
NORTH-EAST CORNER



DEC. '80

ASSEMBLY Rm.  
NORTH WALL



DEC. '80

ASSEMBLY Rm.  
NORTH-WEST CORNER



DEC. '80



DEC. '80

HALL OFF ASSEMBLY RM. ↑  
LOOKING EAST



DEC. '80

STORAGE BETWEEN OFFICE ↑  
AND HALL - LOOKING WEST



DEC. '80

MEN'S RESTROOM NORTH-EAST CORNER ↑



KITCHEN NORTH  
AND EAST WALLS



DEC. '80

KITCHEN SOUTH  
AND WEST WALLS




DEC. '80




DEC. '80

STORAGE Rm.  
(OLD LOUNGE)  
NORTH-EAST CORNER



DEC. '80

STORAGE Rm.  
(OLD LOUNGE)  
SOUTH-EAST CORNER



DEC. '80

METAL BLDG.-STORAGE  
LOOKING NORTH



FROM ATOP WOOD  
FRAMED CEILING  
LOOKING WEST AT  
METAL BLDG. WEST WALL



DEC. '80

METAL BLDG.  
NORTH-WEST CORNER



DEC. '80

METAL BLDG.  
LOOKING SOUTH-WEST  
MASONRY PARTITIONED  
ROOM AT PHOTO CENTER



DEC. '80





DEC. '80

RECREATION Rm.  
FROM ENTRANCE OFF  
HALL LOOKING NORTH-WEST



DEC. '80

RECREATION Rm.  
LOOKING NORTH-EAST  
OUTSIDE CORNER OF  
SAFE @ PHOTO CENTER



DEC. '80

RECREATION Rm.  
LOOKING SOUTH-EAST  
INTO HALL





DEC. '80

STORAGE Rm. OFF REC. Rm. ↑  
LOOKING EAST



DEC. '80

STORAGE Rm. OFF REC. Rm. ↑  
LOOKING WEST



DEC. '80

STORAGE Rm. OFF REC. Rm. ↑  
LOOKING AT STEEL COL. & CEILING



DEC. '80

METAL BLDG.  
LOOKING SOUTH-EAST  
AT OUTSIDE OF  
WOOD FRAMED ROOMS




DEC. '80

METAL BUILDING  
LOOKING EAST AT  
REAR OF WOOD FRAMED  
ROOMS



DEC. '80

ATOP WOOD FRAMED  
CEILING LOOKING  
EAST ALONG METAL  
BUILDING SOUTH WALL





ATOP WOOD FRAMING  
LOOKING SOUTH-EAST  
AT METAL BLDG. &  
MASONRY BLDG. JUNCTION



DEC. '80

ATOP WOOD FRAMED ROOMS  
LOOKING EAST AT WEST  
SIDE OF MASONRY BLDG.



DEC. '80

ATOP WOOD FRAMED RMS.  
LOOKING NORTH-EAST




DEC. '80




DEC. '80

ATOP WOOD FRAMED  
ROOMS LOOKING  
NORTH - EAST




DEC. '80

ATOP WOOD FRAMED  
ROOMS LOOKING  
NORTH - EAST



DEC. '80

ATOP WOOD FRAMED  
ROOMS LOOKING  
NORTH AT METAL BLDG.  
AND MASONRY WALL  
JUNCTION.





ATOP WOOD FRAMED  
ROOMS LOOKING NORTH



DEC. '80

ATOP WOOD FRAMED  
ROOMS LOOKING  
NORTH AT REMAINING  
PORTION OF CUT-OUT  
STEEL TRUSS.



DEC. '80

NOTE: SIGNS OF EARLIER  
BURNING AND NEW  
MASONRY ADDED.

50 TON Bridge crane