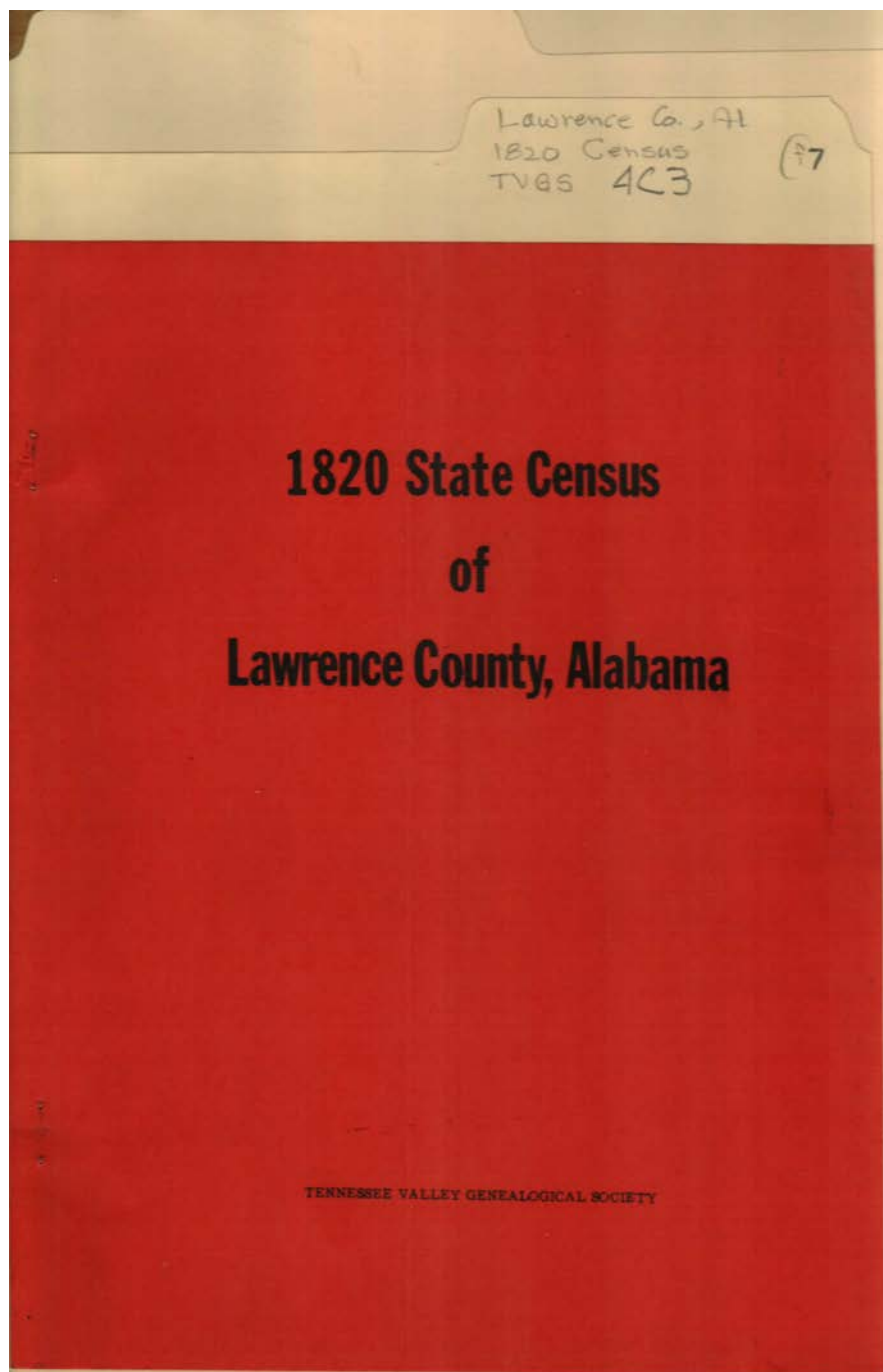


Frances Cabaniss Roberts Collection: Series 4, Subseries C, Box 3, Folder 7

Lawrence County, Alabama 1820 Census Booklet, 1977 - Alabama Counties

Image 1 r04c03-07-000-0078 [Contents](#) [Index](#) [About](#)



Lawrence Co., AL State Census

Names:

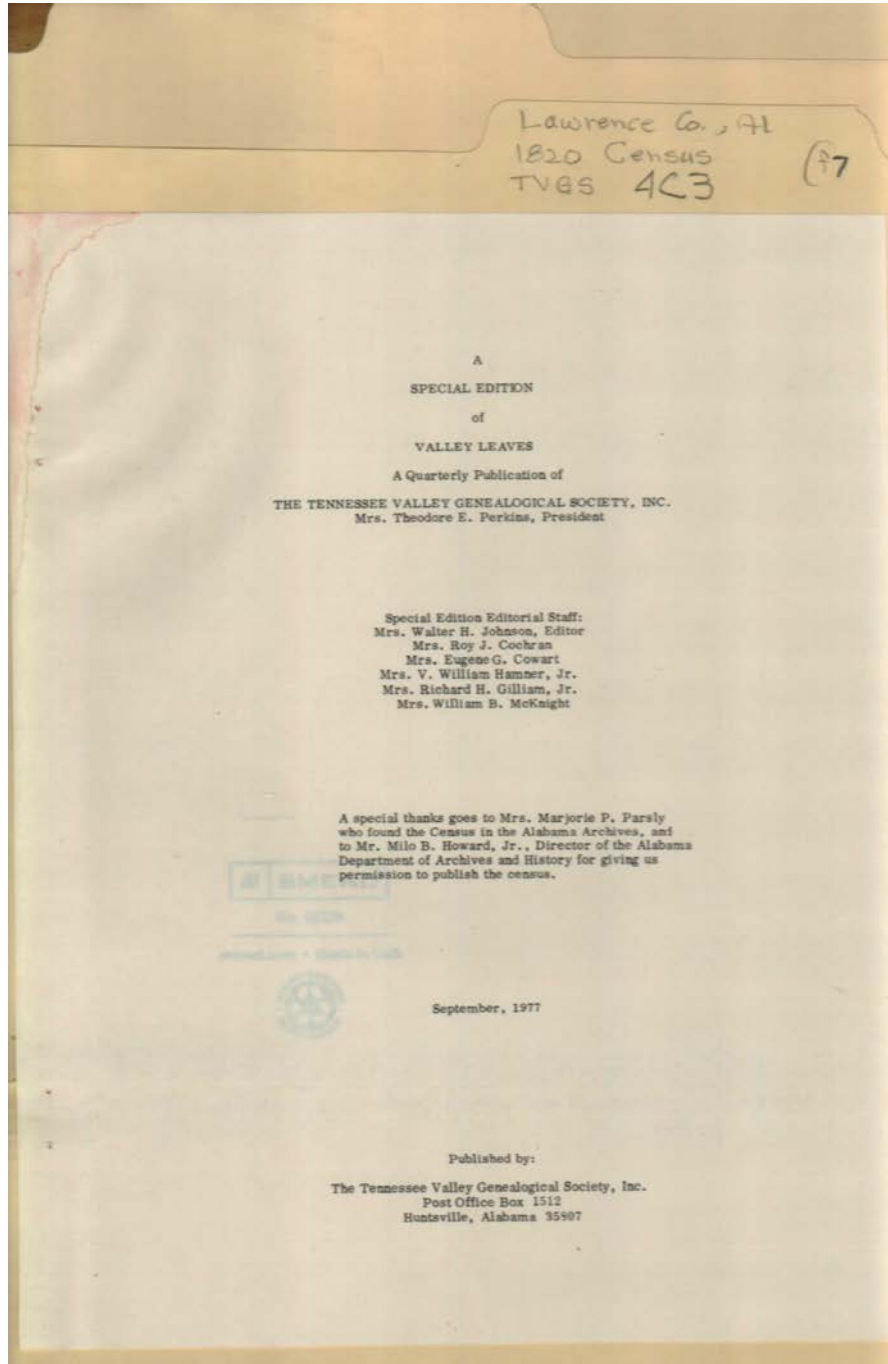
Tennessee Valley
Genealogical

Society

Lawrence County, AL
1820 State Census

Types:

booklet



Lawrence Co., AL State Census

Names:

Cochran, Roy J., Mrs.
Cowart, Eugene, G.,
Mrs.
Gilliam, Richard Jr.,
Mrs.
Hamner, V. William,

Howard, Milo B., Jr.
Johnson, Walter, H.,
Mrs.
McKnight, William
B., Mrs.

Parsly, Majorie P.,
Mrs.
Perkins, Theodore E.,
Mrs.
Tennessee Valley
Genealogical

Society
Valley Leaves,
Special Edition

Types:

booklet

Dates:

Sep 1977

Lawrence Co., AL
1820 Census
TVGS 4C3 (27)

TABLE OF CONTENTS

Foreword	1
1820 Lawrence County, Alabama, Census	1
Summary of Census	35
Index to Census	36
Availability of Early North Alabama Censuses	42
TVGS Publications	back cover

Note: The background for this Table of Contents is the Title Page of the original census.

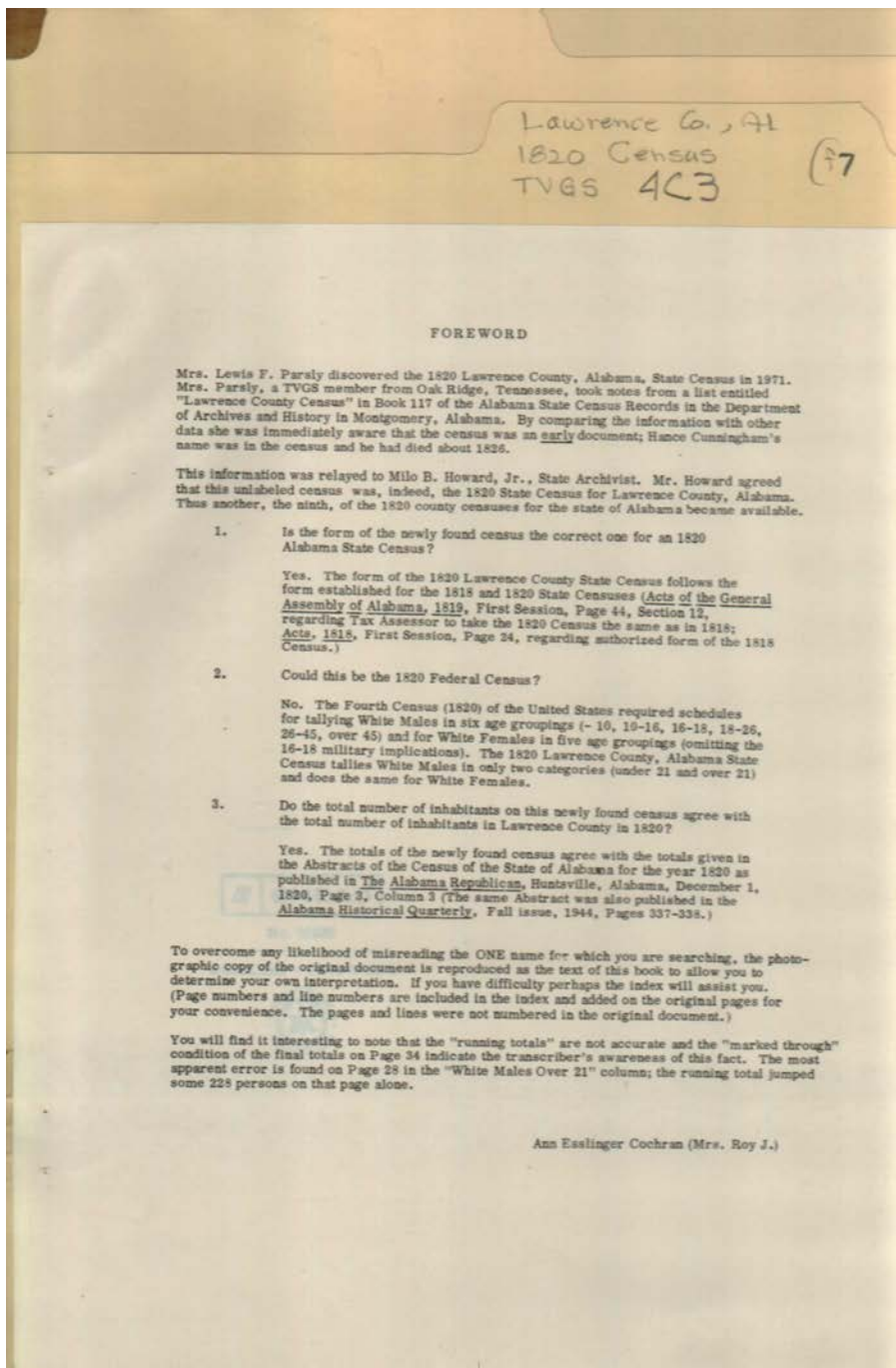
Lawrence Co., AL State Census

Names:

Table of Contents

Types:

booklet



Lawrence Co., AL State Census

Names:

Cochran, Ann
Esslinger

Cochran, Roy J., Mrs.
Cunningham, Hance

Howard, Milo B., Jr.
Parsly, Lewis F., Mrs.

Types:

booklet

Frances Cabaniss Roberts Collection: Series 4, Subseries C, Box 3, Folder 7

Lawrence County, Alabama 1820 Census Booklet, 1977 - Alabama Counties

Image 5 r04c03-07-000-0082 [Contents](#) [Index](#) [About](#)

Lawrence Co., AL
1820 Census
TVGS 4C3 (17)

Name of heads of families	White males over 21	White males under 21	White females over 21	White females under 21	Total of white inhabitants	Total of free people of colour	Total of slaves	Total of inhabitants
1 John Gragg	1	2	1	4	4	-	-	4
2 Aaron E. Reich	1	2	2	2	7	-	1	8
3 Eugenio Kampfoll	1		1	1	1	-	-	1
4 John Steins	1	1	1	-	3	-	-	3
5 Reynolds Gran	2	1	1	4	8	-	-	8
6 Lewis Green	1	1	1	4	7	-	-	7
7 Sabas Sabell	1	-	1		2	-	-	2
8 William Biggam	1	4	1	1	7	-	-	7
9 Robert M. White	1	1	1	2	5	-	1	6
10 Jonathan K. Burtson	1	1	1	3	6	-	-	6
11 James Brooks	1	4	1	3	9	-	-	9
12 Jonathan Burford	3	1	-	1	5	-	3	8
13 John M. Henny	1			1	2	-	-	2
14 Braach Jones	1	4	1	4	10	-	-	10
15 James Hencau	2			1	3	-	-	3
16 Nathaniel Snowwood	1	-	1		2	-	-	2
17 William Sharpe	1	3	-	2	6	-	1	7
18 Joseph Hooce	1	1	2	-	4	2	10	16
19 John Jones	1	-	-		1	-	-	1
20 Joseph Burtson	1	2	1	3	7	-	5	12
21 William Breedlove	2	2	2	-	6	-	3	9
22 John Galloker	2	-	-		2	-	-	2
23 John Dickand	1	1	1	5	8	-	-	8
24 Thomas Underwood	1	1	1	-	3	-	-	3
25 John Henderson	1	3	1	1	6	-	1	7
26 Edmund S. Bracher	1			1	2	-	-	2
27 Smith Walker	1				1	-	-	1
33 36 21 88 127 2 25 15								

Lawrence Co., AL State Census

Names:

Census Return
Listing Heads of

Family

Types:

booklet

Dates:

1820

Frances Cabaniss Roberts Collection: Series 4, Subseries C, Box 3, Folder 7

Lawrence County, Alabama 1820 Census Booklet, 1977 - Alabama Counties

Image 6 r04c03-07-000-0083 [Contents](#) [Index](#) [About](#)

Lawrence Co., AL
1820 Census
TVGS 4C3 (97)

Name of heads of families	White males over 21	White males under 21	White females over 21	White females under 21	Total white inhabitants	Total of free people of colour	Total of slaves	Total of inhabitants
Ann Bayal	1	-	-	-	1	-	-	1
1 Martin McMahan	1	2	1	-	4	-	-	4
2 George & Bartlett	2	-	-	-	2	-	-	2
3 Clinton Veivers	1	2	1	5	9	-	3	12
4 William Busby	1	-	-	-	1	-	-	1
5 Abraham Wilson	1	-	-	1	2	-	-	2
6 Thomas Sutton	2	2	1	1	6	-	-	6
7 George Conway	1	3	1	2	7	-	-	7
8 Colwell Baker	1	-	-	-	1	-	-	1
9 Charles Pearson	2	-	-	1	3	-	2	5
10 John Stone	3	-	1	3	7	-	5	12
11 John B Bone	1	-	1	3	5	-	-	5
12 David Simpson	1	3	2	2	8	-	-	8
13 John Fry	1	3	1	1	6	-	-	6
14 Andrew White	1	3	3	3	10	-	-	10
15 Alexander Rofs	3	1	1	-	5	-	-	5
16 John Bigham	1	-	1	-	2	-	-	2
17 Andrew Smythe	3	3	2	3	11	-	-	11
18 Alexander Killister	2	-	1	1	4	-	-	4
19 John Grayham	2	-	-	-	2	-	-	2
20 Sam Whotton	1	-	1	1	3	-	-	3
21 Joseph Whotton	1	1	1	-	3	-	-	3
22 William Bartley	1	1	1	1	4	-	-	4
23 Samuel Walker	1	2	-	2	5	-	-	5
24 Roswell Bradspod	2	1	1	1	5	-	-	5
25 Gabriel Greenhaw	1	3	1	2	7	-	-	7
26 Am' David Over	64	65	42	78	247	2	35	284

2

Lawrence Co., AL State Census

Names:

Census Return Family
Listing Heads of

Types:

booklet

Dates:

1820

Frances Cabaniss Roberts Collection: Series 4, Subseries C, Box 3, Folder 7

Lawrence County, Alabama 1820 Census Booklet, 1977 - Alabama Counties

Image 7 r04c03-07-000-0084 [Contents](#) [Index](#) [About](#)

Lawrence Co., AL
1820 Census
TVGS 4C3 (17)

Name of heads of families	White males over 21	White males under 21	White females over 21	White females under 21	Total white inhabitants	Total of free people of colour	Total of slaves	Total of inhabitants
Smith Brought forward	69	65	42	71	247	2	35	281
1 John Hinatt	1	2	-	2	5	-	-	5
2 Abel Percel	1	2	1	7	11	-	-	11
3 Moses Crawford	1	-	-	2	3	-	-	3
4 William Hinatt	1	1	1	2	5	-	-	5
5 Shawood Haines	2	1	1	3	7	-	-	7
6 Jerry Woolson	-	2	1	2	5	-	-	5
7 Aaron Burleson	1	2	1	3	7	-	3	10
8 Bryan Hammonds	1	1	1	2	5	-	-	5
9 Matthew M. Miller	1	3	2	-	6	-	-	6
10 Samuel Gragg	1	5	2	2	10	-	4	14
11 George Thomason	1	3	-	2	6	-	-	6
12 William White	3	2	1	3	9	-	1	10
13 John Roberts	1	-	-	-	1	-	-	1
14 Reuben Rucker	3	4	1	1	9	-	4	13
15 Thomas Hyle	1	3	1	3	8	-	5	13
16 John Burnell	1	1	1	2	5	-	-	5
17 David Attister	1	1	1	1	4	-	-	4
18 Isaac Mullens	1	-	-	1	2	-	-	2
19 Daniel M. Hister	1	1	1	1	4	-	-	4
20 John Wallace	1	5	1	3	10	-	-	10
21 James Alexander	1	-	-	2	3	-	-	3
22 William Wade	1	5	1	2	9	-	-	9
23 Lynch M. Horney	1	-	-	1	2	-	-	2
24 James West	2	2	1	2	7	-	2	9
25 Samuel Williams	1	1	2	2	6	-	-	6
26 William O. Williams	2	4	1	2	9	-	1	10
White raised free	103	115	65	124	407	2	50	466

Lawrence Co., AL State Census

Names:

Census Return
Listing Heads of

Family

Types:

booklet

Dates:

1820

Frances Cabaniss Roberts Collection: Series 4, Subseries C, Box 3, Folder 7

Lawrence County, Alabama 1820 Census Booklet, 1977 - Alabama Counties

Image 8 r04c03-07-000-0085 [Contents](#) [Index](#) [About](#)

Lawrence Co., AL
1820 Census
TVGS 4C3 (97)

Name of heads of families	White males over 21	White males under 21	White females over 21	White females under 21	Total of white inhabitants	Total of free people of color	Total of slaves	Total of inhabitants
Ann C brought forward	103	115	65	124	407	2	55	464
1 Robert B Bellups	1	5	1	2	9		7	9
2 Wmly Moore	1	2	1	2	6			6
3 Susannah Youngblood		3	1	2	6			6
4 William McBlushy	1				1			1
5 John Sutton	1			2	3			3
6 Solomon Langham	1	4	2	2	8			8
7 Ammiak Youngblood	1		1	2	4			4
8 William Ward	1	1	1	3	6		4	4
9 David B. Ryle	1	1	1	1	4			4
10 Solomon Reese	1	1	1	2	5			5
11 James Robinson	1	1	1		3			3
12 Walter Shinald	1	1	1	2	5			5
13 Ambrose Youngblood	2			2	4			4
14 David W. Hester	2	2	1	2	7		3	10
15 John Seal	1	2	2	5	10			10
16 George Lay	1	2	1	2	6			6
17 Larkin Wenable	1	1	1	2	5		11	15
18 John Hamilton	1	6	1	1	9			9
19 William G. Cochran	1	4	2	7	14			14
20 Stephen Daniel	1	5	1	3	10			10
21 William Daniel	1	1	1		3			3
22 Charles Boyer	1		1	3	5			5
23 Jozia Shundy	1	3	1	4	9		5	14
24 Rachel Sibly		3	1	4	8		1	9
25 William Ross	1	5	2	2	10			10
26 Putman George	1	1		2	4			4
Ammit Langham	129	173	90	150	576	2	85	663

Lawrence Co., AL State Census

Names:

Census Return Family
Listing Heads of

Types:

booklet

Dates:

1820

Frances Cabaniss Roberts Collection: Series 4, Subseries C, Box 3, Folder 7

Lawrence County, Alabama 1820 Census Booklet, 1977 - Alabama Counties

Image 9 r04c03-07-000-0086 [Contents](#) [Index](#) [About](#)

Lawrence Co., AL
1820 Census
TVGS 4C3 (7)

Names of heads of families	White males over 21	White males under 21	White females over 21	White females under 21	Total of white inhabitants	Total of free people of colour	Total of slaves	Total of inhabitants
Am. brought forward	129	173	90	160	576	2	85	663
1 John Royce	1	2	2	1	6			6
2 Benjamin Rhodes	1	3	1		5			5
3 Henry Stetson	2	1	1	1	5			5
4 John Brown	1	1	1		3			3
5 Richard Harlow		4			4			4
6 Archer Lee	1	4	1	3	9		3	12
7 Joseph Rhodes	1	4	1	3	9			9
8 James A. White	1	2	1	1	5			5
9 William Aston	1	2	1	4	8			8
10 James Phelps	2	1	1	2	6			6
11 Michael Robins	1	3		2	6			6
12 Reason Binum	1	2	1	3	7			7
13 Hugh McBrite	1	2	1	2	6		1	7
14 Hugh A. Anderson	1	2	1	2	6		9	15
15 Charles Fittingham	1	3	1	4	9			9
16 Benjamin Thomas	2	5	1	5	13		12	25
17 Alexander Tustin	2		3		5			5
18 Andrew G. Waser	1	4	1		6			6
19 John Henry	1	1	1	1	4			4
20 Joshua Seabans	1	3	1	5	10		4	14
21 Charles Henry	1	4	1	2	8			8
22 Arab W. Wickland	1			1	2			2
23 Wm. Wickland	1			1	2			2
24 William Elam	2	6	1	1	10		3	13
25 Thomas Stetson	1	2	1	1	5			5
And carried over	158	234	114	225	750	2	117	867

Lawrence Co., AL State Census

Names:

Census Return
Listing Heads of

Family

Types:

booklet

Dates:

1820

Frances Cabaniss Roberts Collection: Series 4, Subseries C, Box 3, Folder 7

Lawrence County, Alabama 1820 Census Booklet, 1977 - Alabama Counties

Image 10 r04c03-07-000-0087 [Contents](#) [Index](#) [About](#)

Lawrence Co., AL
1820 Census
TVGS 4C3 (97)

Name of heads of families	White males over 21	White males under 21	White females over 21	White females under 21	Total of white inhabitants	Total of free people of colour	Total of slaves	Total of inhabitants
<i>Ans brought forward</i>	112	224	164	225	731	2	117	851
1 John Menerson	1	4	1	1	7	-	-	7
2 David Smith	1	3	1	4	9	-	1	10
3 Andrew Elder	1	3	1	5	10	-	1	11
4 George Swigley	1		2	3	6	-	-	6
5 Thomas Spick	1	2	1	4	8	-	-	8
6 Daniel McSwain	1	4	1	2	8	-	3	11
7 Isaac Reeves	1	2	1	-	4	-	-	4
8 John Stoen	1	4	1	1	7	-	-	7
9 John Bau	1	2	1	6	10	-	-	10
10 Humphrey Warren	1	3	1	3	8	-	19	27
11 John W. Mosley	1	-	1	-	2	-	13	15
12 Permelia Noble	F	2	1	F	3	-	9	12
13 Matthew McHenry	1	-	1	1	3	-	-	3
14 Thomas Holland	1	-	1	3	5	-	2	7
15 Mary McHarris		2	2	3	7	-	-	7
16 James Fister	1	1	-	2	4	-	-	4
17 James Asberry		1	1	1	3	-	-	3
18 John Young	1	3	1	4	9	-	-	9
19 John McSide	1	2	1	1	4	-	-	4
20 William Giggins	1	1	1	1	4	-	-	4
21 Joseph McHarris	1	2	1	2	6	-	1	7
22 Jordan Gibson	2		1	-	3	-	16	19
23 Richard Miller	1	3	1	1	6	-	7	13
24 Houchiah Reeves	1				1	-	-	1
25 Ashham Puler	1	3	1	1	6	-	-	6
<i>Total</i>	180	251	137	270	838	2	173	1064

Lawrence Co., AL State Census

Names:

Census Return Family
Listing Heads of

Types:

booklet

Dates:

1820

Frances Cabaniss Roberts Collection: Series 4, Subseries C, Box 3, Folder 7

Lawrence County, Alabama 1820 Census Booklet, 1977 - Alabama Counties

Image 11 r04c03-07-000-0088 [Contents](#) [Index](#) [About](#)

Lawrence Co., AL
1820 Census
TVGS 4C3 (97)

Name of heads of families	White males over 21	White males under 21	White females over 21	White females under 21	Total of white inhabitants	Total of free people of colour	Total of slaves	Total of inhabitants
Am. & brought forward	158	221	127	273	377	2	173	1064
1 George Kaiser	1	2	1	6	6		2	6
2 Thos. Rogers	1	—	1	—	2		1	3
3 George W. Rose	1	3	1	3	5			5
4 Bruce Bishop	1	1	1	3	6			6
5 Elijah Bishop	1	4	1	2	5			5
6 Francis Barber	1	—	1	2	4			4
7 William Selms	1	—	1	—	2		9	11
8 Ebon Selms	1	—	—	—	1			1
9 John Broadstreet	1	—	1	—	2		1	3
10 William White	1	—	—	1	2		1	3
11 Benjamin Amnett	1	4	1	6	12		3	15
12 John Beuley	1	2	1	1	5			5
13 William Tot	1	1	1	3	6		1	7
14 William Brumley	1	4	1	2	5			5
15 William Wetherford	2	1	—	1	4			4
16 John Wathen	2	1	1	1	5			5
17 Mordecai Baker	1	2	1	2	6			6
18 John McLean	1	2	1	—	4			4
19 Samuel Elliott	1	2	1	3	7		6	13
20 John Glady	1	—	—	—	1			1
21 Lucy R. Pate	1	—	1	—	2			2
22 Alexander McNamee	1	—	1	3	5			5
23 Robert Bayhead	1	—	1	4	6			6
24 John	—	—	—	—	—	4		4
25 John Johnson	1	1	—	2	4			4
26 Charles Plant	1	2	1	4	5			5
Total	317	215	157	266	773	2	173	1224

Lawrence Co., AL State Census

Names:

Census Return
Listing Heads of

Family

Types:

booklet

Dates:

1820

Frances Cabaniss Roberts Collection: Series 4, Subseries C, Box 3, Folder 7

Lawrence County, Alabama 1820 Census Booklet, 1977 - Alabama Counties

Image 12 r04c03-07-000-0089 [Contents](#) [Index](#) [About](#)

Lawrence Co., AL
1820 Census
TVBS 4C3 (97)

Name of heads of families	White males over 21	White males under 21	White females over 21	White females under 21	Total of white inhabitants	Total of free people of colour	Total of slaves	Total of inhabitants
Amosant Knight, Jr. & wife	207	213	157	516	993	2	27	1218
1 Moses Wimb.	1	—	1	—	2	—	—	2
2 William Wimb.	1	4	2	4	11	—	—	11
3 Alexander Adair	2	1	2	1	6	—	12	18
4 James Elam	1	—	—	1	2	—	1	3
5 Samuel Allen	1	2	1	2	6	—	1	7
6 Matthew Clay	1	—	—	—	1	—	50	51
7 Robert Haulgt	1	—	—	2	3	—	—	3
8 Russell Haulgt	1	2	1	4	8	—	—	8
9 Major Soy	1	3	1	4	9	—	—	9
10 Harmon Hensald	1	5	1	5	12	—	—	12
11 Jeremiah Slack	1	3	1	2	7	—	—	7
12 Thomas Slack	1	1	1	1	4	—	—	4
13 Samuel Dobbs	1	2	1	—	4	—	—	4
14 John P. Johnson	1	1	—	1	3	—	5	8
15 Thomas Alexander	1	2	2	5	10	—	—	10
16 Gene Campbell	2	—	2	2	6	—	—	6
17 Nathaniel Campbell	1	—	1	—	2	—	—	2
18 John P. Broadnax	2	—	2	4	8	—	22	30
19 William Green	2	1	2	3	8	—	26	34
20 John Barron	3	3	1	4	11	—	4	15
21 Samuel Watkins	1	—	—	—	1	—	31	32
22 William P. Broadnax	1	3	1	—	5	—	24	29
23 John Afford	1	1	1	1	4	—	—	4
24 Dudley H. Peoples	3	—	—	—	3	—	64	67
25 Winkell Glass	2	3	1	1	7	—	7	14
26 John S. Hickman	4	2	3	2	11	—	56	67
Summed Correctives	245	352	195	365	1157	2	122	1660

Lawrence Co., AL State Census

Names:

Census Return Family
Listing Heads of

Types:

booklet

Dates:

1820

Frances Cabaniss Roberts Collection: Series 4, Subseries C, Box 3, Folder 7

Lawrence County, Alabama 1820 Census Booklet, 1977 - Alabama Counties

Image 13 r04c03-07-000-0090 [Contents](#) [Index](#) [About](#)

Lawrence Co., AL
1820 Census
TVGS 4C3 (17)

Name of heads of families	White males over 21	White males under 21	White females over 21	White females under 21	Total of white inhabitants	Total of free people of colour	Total of slaves	Total of inhabitants
Am't brought forward	245	252	185	265	1147	2	210	1369
1 Samuel Daughen	1	-	-	1	2	-	9	11
2 John Blagg	4	3	1	4	12	-	-	12
William Davis	1	4	1	6	12	-	-	12
3 Joseph Ray	1	-	1	2	4	-	1	5
4 James Kuccaba	1	2	1	1	5	-	-	5
Paul Scarborough	1	-	-	-	1	-	-	1
5 James H. Bibens	2	1	-	2	5	-	-	5
6 Elisha B. Glass	1	1	2	2	6	-	4	10
7 Joshua Johnson	1	-	-	-	1	-	-	1
8 Hamlin Gyles	3	-	1	1	5	-	23	28
9 Joseph Nyate	1	1	1	2	5	-	5	10
10 William Ray	1	-	-	3	4	-	-	4
11 John Pope	1	-	-	1	2	-	41	43
12 Bird Spithcum	1	-	1	1	3	-	5	6
13 John A. Walker	1	-	-	-	1	-	101	102
14 Samuel Kemison	1	-	-	-	1	-	32	33
15 William F. Hoseld	1	2	2	1	6	-	11	17
16 Stephen Bondka	1	-	1	3	5	-	-	5
17 John Lamb	2	2	2	2	8	-	8	8
18 James C. Mason	1	-	-	-	1	-	8	9
19 William Hughes	1	2	1	2	6	-	3	9
20 Benjamin Williams	1	2	1	2	6	-	3	9
21 John Bird	-	-	-	-	-	9	-	9
22 John Allen Dr.	4	-	-	-	4	-	29	33
23 Benjamin Cook	1	1	1	-	3	-	-	3
24 Thomas Glass	1	2	2	1	6	-	8	14
25	250	275	213	317	1255	11	295	1550

Lawrence Co., AL State Census

Names:

Census Return
Listing Heads of

Family

Types:

booklet

Dates:

1820

Frances Cabaniss Roberts Collection: Series 4, Subseries C, Box 3, Folder 7

Lawrence County, Alabama 1820 Census Booklet, 1977 - Alabama Counties

Image 14 r04c03-07-000-0091 [Contents](#) [Index](#) [About](#)

Lawrence Co., AL
1820 Census
TVGS 4C3 (7)

Name of heads of families	White males over 21	White males under 21	White females over 21	White females under 21	Total of white inhabitants	Total of free people of colour	Total of slaves	Total of inhabitants
<i>Amble brought forward</i>	290	275	248	297	1155	11	798	2002
1 Daniel Wade	1	2	-	-	3	-	21	23
2 William Booth	3	1	1	8	13	-	45	53
3 James Henderson	1	2	1	3	7	-	18	25
4 John Grayham	1	2	1	-	4	-	-	4
5 John Love	1	2	1	5	9	-	-	9
6 George Morrow	1	3	1	1	6	-	1	7
7 Swemiah Gibson	1	4	1	5	11	-	-	11
8 John F. Mosely	1	1	1	2	5	-	14	19
9 Nathaniel Mitchell	2	-	1	1	4	-	-	4
10 James Brian	1	-	-	-	1	-	-	1
11 William Brewitt	1	4	1	3	9	-	6	15
12 Russell Scroggin	1	-	-	-	1	-	-	1
13 Benjamin Bruce	1	3	1	1	6	-	-	6
14 William Priest	1	3	1	5	10	-	-	10
15 Wyatt Chatham	1	4	1	2	13	-	2	15
16 Keller Brian	1	-	1	-	2	-	-	2
17 John Graham	1	2	1	2	6	-	-	6
18 John M. Bridges	1	1	1	1	4	-	-	4
19 William Hancock	1	3	1	2	7	-	-	7
20 Mosy M. Daniel	4	2	1	1	8	-	2	10
21 Isaac Clark	1	4	1	4	10	-	-	10
22 John Stone	3	-	1	3	7	-	7	14
23 John Buckson	1	-	-	3	4	-	-	4
24 William Kyle	1	2	1	1	5	-	8	13
25 Epperson Hat	1	-	-	1	2	-	-	2
26 Robert Powell	1	-	1	-	2	-	7	9
	314	425	224	451	1414	11	725	2223

Lawrence Co., AL State Census

Names:

Census Return Family
Listing Heads of

Types:

booklet

Dates:

1820

Frances Cabaniss Roberts Collection: Series 4, Subseries C, Box 3, Folder 7

Lawrence County, Alabama 1820 Census Booklet, 1977 - Alabama Counties

Image 15 r04c03-07-000-0092 [Contents](#) [Index](#) [About](#)

Lawrence Co., AL
1820 Census
TVGS 4C3 (97)

Name of heads of families	White males over 21	White males under 21	White females over 21	White females under 21	Total of white inhabitants	Total of free people of colour	Total of slaves	Total of inhabitants
Ans'l Knight toward	214	425	224	257	1140	11	425	2200
1 James McTule	1	4	1	2	8	-	8	8
2 Robert Price	1	5	1	1	8	-	44	52
3 James Esch	1	-	-	2	3	-	8	8
4 Daubly Marshall	1	-	2	1	4	-	8	12
5 William Hale	1	1	1	1	4	-	4	4
6 Thomas Johnson	1	2	1	2	6	-	6	12
7 Elijah Logan	1	1	1	2	5	-	5	5
8 James Mewes	1	3	1	-	5	-	5	5
9 Milton Weston	1	1	1	1	4	-	3	3
10 John B Nash	1	1	1	2	4	-	4	4
11 Nathan Branch	1	1	-	2	4	-	2	6
12 Anthony Logan	1	4	1	3	9	-	-	9
13 James M Daniels	1	4	1	2	8	-	-	8
14 John Lunsay	1	2	1	1	5	-	-	5
15 Richard Dealmond	1	-	1	-	2	-	3	5
16 Fina Laddy	-	-	2	1	3	-	-	3
17 Milton Munchau	1	-	-	1	2	-	-	2
18 David Black	1	-	2	2	5	-	-	5
19 Benjamin Mbridge	1	-	1	-	2	-	-	2
20 Jacob Birch	1	-	-	-	1	-	-	1
21 Thomas Selhart	1	-	-	-	1	-	-	1
22 Thomas Havens	1	-	1	2	4	-	-	4
23 John Brown	1	3	1	2	7	-	-	7
24 John Havens	1	4	1	1	7	-	-	7
25 Thomas Havens	1	3	1	2	7	-	-	7
26 David Hammett	2	2	3	2	9	-	-	9
	342	464	227	456	1541	11	425	2200

Lawrence Co., AL State Census

Names:

Census Return Family
Listing Heads of

Types:

booklet

Dates:

1820

Frances Cabaniss Roberts Collection: Series 4, Subseries C, Box 3, Folder 7

Lawrence County, Alabama 1820 Census Booklet, 1977 - Alabama Counties

Image 16 r04c03-07-000-0093 [Contents](#) [Index](#) [About](#)

Lawrence Co., AL
1820 Census
TVGS 4C3 (97)

Name of heads of families	White males over 21	White males under 21	White females over 21	White females under 21	Total of white inhabitants	Total of free people of colour	Total of slaves	Total of inhabitants
Sub brought forward	342	442	255	494	1533	11	1111	2655
1 George Hamilton	1	1	1	3	6			6
2 Nathaniel Aldrige	2	1	1	5	9		4	9
3 John Aldrige	1	4	1	2	8		1	9
4 James Aldrige	1		1	1	3		1	4
5 David Smythe	1	2	1		4			4
6 William M'Nutt	1	1		1	3			3
7 Thomas Brown	1	4	1	4	10			10
8 Benjamin Butler	2	4	2	1	9			9
9 William Robinson	1	3	1	3	8			8
10 William M'Nutt	1	2	1	2	6			6
11 Jacob Hesse	1		1	7	9			9
12 David Spaulding	1	3	1	6	11			11
13 Nehemiah Johnson	1	3	1	1	6			6
14 Henry M'Nutt	1	1		1	3			3
15 Alexander Kibbey	1	3	1	4	9			9
16 Alonzo Brown	2	1	1	3	7			7
17 William McNamee	2	3	1	3	9			9
18 James Adams	1	2	2	4	9			9
19 Stephen Cooper	2		1	2	5			5
20 James McCoy	1	4	1	2	8			8
21 Israel M'Nutt	1		1	3	5			5
22 James Blair	1	3	1	2	7			7
23 Robert Tompkins	1	5	1	2	9			9
24 Thomas Coffey	1	2	1		4		4	8
25 Thomas Johnston		1		1	2			2
26 Amos Coffey	1				1			1
	371	517	274	545	1707	11	1111	2818

Lawrence Co., AL State Census

Names:

Census Return Family
Listing Heads of

Types:

booklet

Dates:

1820

Frances Cabaniss Roberts Collection: Series 4, Subseries C, Box 3, Folder 7

Lawrence County, Alabama 1820 Census Booklet, 1977 - Alabama Counties

Image 17 r04c03-07-000-0094 [Contents](#) [Index](#) [About](#)

Lawrence Co., AL
1820 Census
TVGS 4C3 7

Name of heads of families	White males over 21	White males under 21	White females over 21	White females under 21	Total of white inhabitants	Total of free people of colour	Total of slaves	Total of inhabitants
1. Sul. brought forward	370	57	274	545	176	11	121	577
2. James Tomstong	1	4	1	1	7	-	-	7
3. Charles Pope	1	1	1	1	4	-	-	4
4. Nathaniel Tomstong	1	1	1	-	3	-	-	3
5. Charles Tomstong	1	-	1	-	2	-	-	2
6. Benjamin Tomstong	1	1	-	1	2	-	-	2
7. John Renau	1	2	1	2	6	-	-	6
8. Richard Postane	1	2	1	3	7	-	-	7
9. Morgan Brazle	2	2	1	3	7	-	-	7
10. James Wims	1	2	1	3	7	-	-	7
11. Ambrose Rucker	1	1	1	-	3	-	-	3
12. Henry Gragg	1	3	1	1	6	-	1	7
13. Sanford Berry	-	-	-	-	-	-	3	3
14. William Aldup	1	4	2	-	7	-	-	7
15. George Brazle	1	-	-	1	2	-	-	2
16. Alexander A. Gianahan	1	2	1	2	6	-	-	6
17. William Liddy	1	-	1	2	4	-	-	4
18. Moses Gales	1	2	1	1	5	-	-	5
19. William Hamilton	1	1	2	1	5	-	-	5
20. Francis Hamilton	1	1	2	1	5	-	-	5
21. Vance Hamilton	1	2	2	1	5	-	-	5
22. William Lestock	1	3	1	2	7	16	-	23
23. Ruth Fuller	1	2	1	2	5	7	-	12
24. James To Smith	1	2	1	4	8	-	-	8
25. James Vickers	1	-	-	-	1	-	-	1
26. Stafford Selman	1	3	1	3	8	-	-	8
27. Hiram M. Daniel	1	2	-	4	7	-	-	7
	392	56	299	594	1935	11	125	2071

13

Lawrence Co., AL State Census

Names:

Census Return
Listing Heads of

Family

Types:

booklet

Dates:

1820

Frances Cabaniss Roberts Collection: Series 4, Subseries C, Box 3, Folder 7

Lawrence County, Alabama 1820 Census Booklet, 1977 - Alabama Counties

Image 18 r04c03-07-000-0095 [Contents](#) [Index](#) [About](#)

Lawrence Co., AL
1820 Census
TVGS 4C3 (97)

Names of heads of families	White males over 21	White males under 21	White females over 21	White females under 21	Total of white inhabitants	Total of free people of colour	Total of slaves	Total of inhabitants
Not brought forward	260	299	584	135	11	1025	2572	
1 Elizabeth Wallace	4	1	2	6		24	30	
2 William Whitworth	1	1	2	4			4	
3 Andrew Hamilton	1	1	3				3	
4 Richard Brist	1	2	1	4			4	
5 Nicholas Alley	1	1	2	4			4	
6 Nicholas Lloyd	1	3	1	3	5		3	
7 Eliza Lloyd	1	1	1	4	6		6	
8 Martin Lloyd	1	1	1	2			2	
9 Abner Garlson	1	3	1	5	10		10	
10 Daniel Burford	1	5	1	3	10	4	14	
11 Henry Pritchett	2	1	1	2	5		5	
12 David Bradford	1	1	1	1	4		4	
13 Hardy Hampton	1			1			1	
14 James Coffey	1	4	1	4	10		10	
15 George Julian	1	3	1	4			4	
16 George Pickett	1	3	1	2	7		7	
17 Peter Pickett	1	3	2	1	7		7	
18 James Astor	1	1	1	3			3	
19 Jesse Allen	1	1	1	2		2	4	
20 Henry Moore	1	3	1	5			5	
21 John Pool	1	2	1	3	7		7	
22 Phillip Whitfield	2			2			2	
23 John Stafford	1	1		2			2	
24 Samuel Allen						10	10	
25 Hugh Wise	1	1	1	2	5		5	
26 Joel Burnum	1	3	1	5	10		10	
	215	602	820	625	1968	11	1065	3047

14

Lawrence Co., AL State Census

Names:

Census Return Family
Listing Heads of

Types:

booklet

Dates:

1820

Frances Cabaniss Roberts Collection: Series 4, Subseries C, Box 3, Folder 7

Lawrence County, Alabama 1820 Census Booklet, 1977 - Alabama Counties

Image 19 r04c03-07-000-0096 [Contents](#) [Index](#) [About](#)

Lawrence Co., AL
1820 Census
TVGS 4C3 (37)

Name of heads of families	White males over 21	White males under 21	White females over 21	White females under 21	Total of white inhabitants	Total of free people of colour	Total of slaves	Total of inhabitants
1. Not brought forward	371	57	274	245	176	11	101	571
2. James Armstrong	1	4	1	1	7	-	-	7
3. Charles Pipe	1	1	1	1	4	-	-	4
4. Nathaniel Armstrong	1	1	1	-	3	-	-	3
5. Charles Armstrong	1	-	1	-	2	-	-	2
6. Benjamin Armstrong	1	1	1	1	4	-	-	4
7. John Brouce	1	2	1	2	6	-	-	6
8. Richard Fortune	1	2	1	3	7	-	-	7
9. Morgan Brazle	2	2	1	3	7	-	-	7
10. James Wing	1	2	1	3	7	-	-	7
11. Ambrose Rucker	1	1	1	-	3	-	-	3
12. Henry Gragg	1	3	1	1	6	-	1	7
13. Sanford Berry	-	-	-	-	-	-	3	3
14. William Alsop	1	4	2	-	7	-	-	7
15. George Brazle	1	-	-	1	2	-	-	2
16. Alexander McInahan	1	2	1	2	6	-	-	6
17. William Liddy	1	-	1	2	4	-	-	4
18. Moses Gales	1	2	1	1	5	-	-	5
19. William Hamilton	1	1	2	1	5	-	-	5
20. Francis Hamilton	1	1	2	1	5	-	-	5
21. Isaac Hamilton	2	2	1	1	6	-	-	6
22. William Lockett	1	3	1	2	7	-	16	23
23. Ruth Fuller	-	2	1	2	5	-	7	12
24. James W. Smith	1	2	1	4	8	-	-	8
25. James Pickers	1	-	-	-	1	-	-	1
26. Stafford Selman	1	3	1	3	8	-	-	8
27. Abram McDaniel	1	2	-	4	7	-	-	7
	371	57	274	245	176	11	101	571

Lawrence Co., AL State Census

Names:

Census Return
Listing Heads of

Family

Types:

booklet

Dates:

1820

Frances Cabaniss Roberts Collection: Series 4, Subseries C, Box 3, Folder 7

Lawrence County, Alabama 1820 Census Booklet, 1977 - Alabama Counties

Image 20 r04c03-07-000-0097 [Contents](#) [Index](#) [About](#)

Lawrence Co., AL
1820 Census
TVGS 4C3 (97)

Name of heads of families	White males over 21	White males under 21	White females over 21	White females under 21	Total of white inhabitants	Total of free people of colour	Total of slaves	Total of inhabitants
Incl. brought forward	418	602	323	325	1668	2	1168	324
1. <i>John D. Schocraft</i>	1	3	1	3	8			8
2. <i>Lewis Campbell</i>	1	-	-	-	1			1
3. <i>William McWhorter</i>	1	1	3	3	8			8
4. <i>Polly Harris</i>	3	1	1	3	8			8
5. <i>Samuel Burford</i>	1	-	-	-	1		1	2
6. <i>John Deakney</i>	2	1	1	4	8			8
7. <i>William Swain</i>	1	1	-	-	2			2
8. <i>John Gibson</i>	1	5	1	3	10		15	25
9. <i>Samuel Sutton</i>	1	6	1	4	12		3	15
10. <i>Nathan White</i>	1	-	-	-	1			1
11. <i>George Shirley</i>	2	1	1	1	5			5
12. <i>John Stuart</i>	1	2	1	-	4		3	7
13. <i>Samuel Swain</i>	1	3	1	2	7			7
14. <i>Burrell Parrish</i>	1	4	2	4	11			11
15. <i>David Knott</i>	1	1	1	3	6		16	22
16. <i>John Crumpler</i>	1	2	1	1	5			5
17. <i>John B. Alexander</i>	1	4	2	1	8			8
18. <i>Isaac R. Moore</i>	1	-	1	-	2			2
19. <i>John Guest</i>	1	-	1	-	2			2
20. <i>Mrs. Loomis</i>	1	5	1	1	8			8
21. <i>John McDaniel</i>	1	4	1	5	11			11
22. <i>Criss White</i>	1	2	1	-	4			4
23. <i>John Surratt</i>	1	-	1	-	2		1	3
24. <i>Martin Guste</i>	1	2	1	4	8			8
25. <i>Loel Paine</i>	1	4	1	4	10		2	12
26. <i>Cynthia Thomas</i>	1	4	1	5	11		2	13
27. <i>James Royl</i>	1	3	1	7	12			12
28. <i>George Hays</i>	1	4	1	3	9		4	13
	450	665	351	696	2162	11	1175	324

Lawrence Co., AL State Census

Names:

Census Return
Listing Heads of

Family

Types:

booklet

Dates:

1820

Frances Cabaniss Roberts Collection: Series 4, Subseries C, Box 3, Folder 7

Lawrence County, Alabama 1820 Census Booklet, 1977 - Alabama Counties

Image 21 r04c03-07-000-0098 [Contents](#) [Index](#) [About](#)

Lawrence Co., AL
1820 Census
TVGS 4C3 (7)

Name of heads of families	White males over 21	White males under 21	White females over 21	White females under 21	Total of white inhabitants	Total of free people of colour	Total of slaves	Total of inhabitants
Am't brought forward	438	665	351	696	2149	11	115	3285
1 James Walker	1	2	1	2	6		1	7
2 William Davis	1		1	2	4		1	5
3 Joseph D. Love	1			1	2			2
4 Isaac Cherry	1			1	2			2
5 Fleming Hodges	1	2	1	4	8		26	34
6 William Brown	2	5	1	2	10			10
7 Alex Kyle		2	1	5	8			8
8 Abraham Hooper	1	2	1		4			4
9 Ednah Hooper	1			3	4			4
10 Thomas Spalden	1	4	1	11	17			17
11 Thomas Sparks	1	2		1	4			4
12 Sustram M. Daniel	1	2	1		4			4
13 John M. Dowel	1	4	1	3	9			9
14 Lewis Galloway	1		1	5	7		2	9
15 Anderson Galloway	1	2	1		4			4
16 James Bennett	1	2	1		4			4
17 John Briggs	1	1	1	5	8			8
18 Stephen Penin	1	1	2	1	5			5
19 James Hogan	1	3	2	1	7			7
20 Richard Hogan	1	1	1	2	5			5
21 Moses Simpson	1	5	1	2	9			9
22 Randolph M. Daniel	1	5	1	4	11		5	16
23 Mordecai Lane	1		1	4	6			6
24 Thomas Lane	2	1	2		5			5
25 Tolson Hamton	1			1	2			2
26 Robert Swin	1	3	1	1	6			6
27 Hyatt Howel	1		3	1	5			5
28 Wm. Books	2	1	1	2	6			6
16	438	715	379	752	2324	11	115	3457

Lawrence Co., AL State Census

Names:

Census Return Family
Listing Heads of

Types:

booklet

Dates:

1820

Frances Cabaniss Roberts Collection: Series 4, Subseries C, Box 3, Folder 7

Lawrence County, Alabama 1820 Census Booklet, 1977 - Alabama Counties

Image 22 r04c03-07-000-0099 [Contents](#) [Index](#) [About](#)

Lawrence Co., AL
1820 Census
TVGS 4C3 (7)

Name of heads of families	White males over 21	White males under 21	White females over 21	White females under 21	Total of white inhabitants	Total of free people of colour	Total of slaves	Total of inhabitants
Don't brought forward	480	715	379	752	2326	11	150	2988
1 Mitchell M. Darling	1	3	1	5	10			16
2 Nimrod Morris	3			3	6			11
3 Henry Acceh	1	1	1	6	9		2	11
4 Joseph M. Daniel	1	6	1		8			15
5 George M. Mahan	2	1	1	1	5			10
6 Benjamin Cooper	1		1	2	4		2	6
7 Richard Walling	1		1		2			2
8 James M. Daniel	1	3	1	1	6			11
9 William Ponder	1	3	1	1	6			11
10 William M. Daniel	1		1		2			3
11 Jeremiah W. Walker	1	2		1	4			6
12 Elijah M. Daniel	2	1	1	1	5		9	14
13 Honey M. Daniel	1	2	1	4	8		3	11
14 Thomas Baker	1	2	1	1	5			10
15 John Bradwell	1	3	1	6	11			18
16 Ruben Bruceman	2	4	1	3	10			14
17 Glenze White		3	3	4	10			14
18 Daniel Walling	1	2	1	3	7			10
19 Alexander M. Daniel	2		1		3			6
20 James Hitchens	1	1	1	1	4			8
21 Samuel Henry	1		1	1	3		1	4
22 Abraham Hodges	2	2	1	1	6			11
23 Jesse Bennett		1		1	2			3
24 Mural Hill		3	1		4			7
25 Robert Williams	1		1	2	4			8
26 John Summons	1	2	1	2	6			11
	610	761	424	843	2638	11	150	3499

Lawrence Co., AL State Census

Names:

Census Return
Listing Heads of

Family

Types:

booklet

Dates:

1820

Lawrence Co., AL
1820 Census
TVGS 4C3 (97)

Name of heads of families	White males over 21	White males under 21	White females over 21	White females under 21	Total of white inhabitants	Total of free people of colour	Total of slaves	Total of inhabitants
Count forward	511	760	444	512	2476	11	1167	3652
1 James Hill	1	3	1	2	7			7
2 Henry Williams	1	3	1	2	7			87
3 Robt Taylor	1	2	1		4			4
4 William Atkinson	2		1	1	4			4
5 James Goucher	1	2	1	3	7			7
6 William Armstrong	1	4	1	2	8			8
7 Isaac Johnson	1	1	1	1	4		4	8
8 Nicholas Johnson	1	3	1	3	8		70	78
9 Wade Cropper	1	1	1	1	4			4
10 Lewis Bentley	1	4	1	2	8		2	10
11 Johnson McKinny	1	5	2	4	12		1	13
12 Samuel Moore	1	2	1	2	6			6
13 John McGee	1	2	1	1	5			5
14 Dennis Lindsay	1	2	1	1	5			5
15 Mark Lindsay	1	3	1		5			5
16 Jonathan Elam	1	1	1		3		4	7
17 Eliazu Carson	1	1	1	1	4			4
18 David Templeton	1	5	1	1	8			8
19 Thomas Galaway	1		1	5	7		1	8
20 Joseph Alexander	1	1	1	5	8			8
21 John Murphy	1		1	2	4			4
22 John Murphy	1	3	1	3	8			8
23 John Murphy Jr	1	4	1	2	8		2	10
24 William Taylor	1	1	1		3		3	6
25 Merley Godwin		1		2	3			3
26 Moses Gage	1			1	2			2
	526	814	429	849	2625	11	1234	3893

Lawrence Co., AL State Census

Names:

Census Return Family
Listing Heads of

Types:

booklet

Dates:

1820

Frances Cabaniss Roberts Collection: Series 4, Subseries C, Box 3, Folder 7

Lawrence County, Alabama 1820 Census Booklet, 1977 - Alabama Counties

Image 24 r04c03-07-000-0101 [Contents](#) [Index](#) [About](#)

Lawrence Co., AL
1820 Census
TVGS 4C3 (97)

Name of heads of families	White males over 21	White males under 21	White females over 21	White females under 21	Total of white inhabitants	Total of free people of colour	Total of slaves	Total of inhabitants
Am. brought forward	536	814	429	849	2628	11	1334	3971
1 Henry Gordon	1	4	1	2	8			8
2 Thomas Cogswold	1	1	1	2	5			5
3 Jacob Brad	1	4	1	3	9		3	12
4 William Gauge	2	3	1	1	7			7
5 Samuel Williams	1				1			1
6 J. & S. Conclius	1	3	1	2	7		1	8
7 Elizabeth Plant	1	2	1		4			4
8 Isaac Plant	1	2	1	2	6			6
9 Daniel Easley	1			1	2			2
10 Thomas McSmith	1	1	1		3			3
11 William G. Kewick	1		1	3	5			5
12 Gardner Brendolpk	1	1	1	1	4			4
13 James Durlison	1		1	1	3			3
14 Robert Williams	1	7	1	1	10			10
15 Henry Sanders	1	9	1	1	12		2	14
16 Luke Remy	1	1	2	1	5			5
17 John Montgomery	2	2	1	6	11			11
18 William Blair	1		2	3	6			6
19 William Cogswold	2	3	1	2	8		4	12
20 David Cogswold	1	1		2	4		1	5
21 Zadick McWay	2	3	2	1	8			8
22 David McWay	1	2	1	1	5			5
23 Scemiah Smith	1		1	6	8			8
24 William Cogswold	1	3	1	5	10			10
25 William Reynolds	2	7	1	2	12		1	13
26 John Reynolds	1			1	2		4	5
27 Isaac Harrison	1	2	1	1	5			5
	568	875	423	895	2771	11	1374	4145

Lawrence Co., AL State Census

Names:

Census Return Family
Listing Heads of

Types:

booklet

Dates:

1820

Frances Cabaniss Roberts Collection: Series 4, Subseries C, Box 3, Folder 7
 Lawrence County, Alabama 1820 Census Booklet, 1977 - Alabama Counties
 Image 25 r04c03-07-000-0102 [Contents](#) [Index](#) [About](#)

Lawrence Co., Al
 1820 Census
 TVGS 4C3 (27)

Name of heads of families	White males over 21	White males under 21	White females over 21	White females under 21	Total of white inhabitants	Total of free people of colour	Total of slaves	Total of inhabitants
John Broughton	268	925	453	925	2794	11	1274	4879
John C. Bandy	1	4	1	2	8			8
William B. Bandy	1			2	3			3
Haybery, Plunk	1	124	7	1	133			133
John B. Bandy	1	3	1	5	10			10
William Hicks	1	7	1	4	13			13
John Wilson	1	2	1	3	7			7
David Martin	1	3	2	4	10			10
William Johnson	1	1	1		3			3
John Casey	1			1	2			2
Hugh McWay	1	1	1		3			3
John McWay	2	2	1	4	9			9
William Johnson	1	1	1	4	7			7
James Henry	1	1	1	4	7			7
James Moore	1	4	1	3	9			9
Isaac Johnson	1		1	2	4			4
Richard Rhodes	1	12	1	6	20			20
William Stephenson	1			1	2			2
John Smith	1	1	1	1	4		1	5
Joseph Scarborough	1	2	1	2	6			6
John Stephenson	1	4	1		6			6
George Stevens	1	5	1	4	11			11
William Stevens	1	5	1	2	9			9
James Craig	3	2	3	6	14			14
John Hill	1	2	1	4	8			8
John Perry	1	1	4	1	7			7
Nichal Kirby	1			1	2			2
	275	925	453	925	2794	11	1274	4879

Lawrence Co., AL State Census

Names:

Census Return Family
 Listing Heads of

Types:

booklet

Dates:

1820

Frances Cabaniss Roberts Collection: Series 4, Subseries C, Box 3, Folder 7

Lawrence County, Alabama 1820 Census Booklet, 1977 - Alabama Counties

Image 26 r04c03-07-000-0103 [Contents](#) [Index](#) [About](#)

Lawrence Co., AL
1820 Census
TVGS 4C3 (7)

Name of heads of families	White males over 21	White males under 21	White females over 21	White females under 21	Total of white inhabitants	Total of free people of colour	Total of slaves	Total of inhabitants
1. <i>Amel brought forward</i>	592	925	491	937	2918	11	1275	45
2. <i>John Shroy</i>	1	3	4	1	3			2
3. <i>James Stuart</i>	1	2	2	3	3			3
4. <i>Wm Craig</i>	1	4	1	2	4		1	9
5. <i>John Latch</i>	1	1	1	2	5			5
6. <i>David Luch</i>	1	1	1	1	3			3
7. <i>William Ash</i>	1		1		2			2
8. <i>Thomas Meredith</i>	1		1	4	6			6
9. <i>William Meeklen</i>	2	5	1	2	10		6	16
10. <i>Joshua D Jones</i>	1	3	1	1	6			6
11. <i>George Howell</i>	1	2	1	3	7			7
12. <i>David Hancock</i>	1	7	1	6	16			16
13. <i>William W Stephens</i>	1	3	1	1	6			6
14. <i>Samuel Rappel</i>	1	5	1	2	9			9
15. <i>John Peltow</i>	1	2	1	1	5			5
16. <i>Robert M. Ramsey</i>	1		2	2	5	10		15
17. <i>William Hendon</i>	1				1			1
18. <i>Thomas Mackerson</i>	1	2	1	2	6			6
19. <i>William B. Mason</i>	1	2	1	3	7			7
20. <i>Robert Brasbury</i>	1			2	3			3
21. <i>Hugh Randolph</i>	1	2			3	2		5
22. <i>Wm Vise</i>	1	2	1	1	5			5
23. <i>Isaac West</i>	1	2	1	1	5			5
24. <i>Robert Fowler</i>	1	3	1	1	6			6
25. <i>William Jones</i>	1				1			1
26. <i>Michael Brewer</i>	1	3	1	2	7			7
27. <i>George Corby</i>	1	3	1	3	8	8		16
28. <i>John Roberts</i>	1	5	1	2	9	1		10
	625	951	524	1025	3125	11	1275	45

Lawrence Co., AL State Census

Names:

Census Return
Listing Heads of

Family

Types:

booklet

Dates:

1820

Frances Cabaniss Roberts Collection: Series 4, Subseries C, Box 3, Folder 7

Lawrence County, Alabama 1820 Census Booklet, 1977 - Alabama Counties

Image 27 r04c03-07-000-0104 [Contents](#) [Index](#) [About](#)

Lawrence Co., AL
1820 Census
TVGS 4C3 (97)

Name of heads of families	White males over 21	White males under 21	White females over 21	White females under 21	Total of white inhabitants	Total of free people of colour	Total of slaves	Total of inhabitants
1 Ant. Soughter	1	1	1	1	4	11	1313	4477
2 John D. Cobb	1	1	1	1	4	10	18	21
3 Gaudus Banton	1	1	1	1	4	10	18	18
4 Nicholas Wansford	1	1	1	1	4	9	9	9
5 Joshua Brown	1	1	1	1	4	5	20	25
6 William Brown	2	2	1	1	6	7	7	7
7 James Thomas	1	1	1	1	4	2	2	2
8 Martin Simms	2	2	2	5	11	11	11	11
9 James Mullens	1	3	1	3	8	2	10	10
10 James McQueen	1	1	1	1	4	4	4	4
11 John McIlroy	1	6	1	1	9	8	8	8
12 Daniel Lee	1	2	1	3	7	7	7	7
13 John Lee	1	2	1	1	5	4	4	4
14 John Landers	3	3	2	1	9	9	9	9
15 John Williams	1	3	1	5	10	10	10	10
16 John Bradford	2	1	2	5	10	5	5	5
17 James Vanhooker	1	5	1	3	10	2	12	12
18 Pharoah Ashcroft	1	1	1	1	4	2	2	2
19 Samuel Green	1	1	1	1	4	2	2	2
20 William D. Williams	1	1	1	3	6	5	5	5
21 George St. Green	1	1	1	1	4	3	3	3
22 George Brown	1	1	1	2	5	4	4	4
23 James Trotter	1	3	1	1	6	6	6	6
24 Nathaniel Brown	1	2	1	1	5	5	5	5
25 Nathaniel Brown	1	1	1	2	5	5	5	5
26 Robert Finkrod	1	1	1	1	4	3	3	3
27 James Cunningham	1	1	1	3	6	1	7	7
28 John E. Brown	1	1	1	3	6	5	5	5
29	655	1128	591	1154	3263	11	1324	4638

Lawrence Co., AL State Census

Names:

Census Return Family
Listing Heads of

Types:

booklet

Dates:

1820

Frances Cabaniss Roberts Collection: Series 4, Subseries C, Box 3, Folder 7

Lawrence County, Alabama 1820 Census Booklet, 1977 - Alabama Counties

Image 28 r04c03-07-000-0105 [Contents](#) [Index](#) [About](#)

Lawrence Co., AL
1820 Census
TVGS 4C3 (7)

Name of heads of families	White males over 21	White males under 21	White females over 21	White females under 21	Total of white inhabitants	Total of free people of colour	Total of slaves	Total of inhabitants
Not brought forward	655	1123	554	1024	3256	11	636	4455
1 Daniel Farmer	2	1	1	3	7			7
2 Chas. M. Gano	1	2	1	3	9			9
3 Ezra W. Woodard	1	3	1	1	6			6
4 William Henry	1	1	1	6	9			9
5 James M. Gauchy	2	5	1	7	15			15
6 Henry Johnson	1	2	1	1	5		1	6
7 John Eavis	1		1	3	5			5
8 Samuel M. Gauchy	2	1	1	3	7			7
9 David M. Wooten	1	2	2	2	7		1	8
10 John Boyce	1	1	1	2	5			5
11 Humphrey Montgomery	2	2	1	1	6			6
12 Samuel Patton	1				1			1
13 John Buchanan	1	1	2	3	7			7
14 James H. Hays	1	1	1	4	7			7
15 Hopewell Adams	1	1	1	1	4			4
16 Alexander E. White	1			1	2		2	4
17 Robert Warren	1	1		2	4			4
18 Mary Warren	1	2	1		4			4
19 Samuel Brown	1	3	1	1	6		1	7
20 Aaron Allen	2	5	2	5	14			14
21 Asa Suttles	2	1	1	2	6			6
22 Henry Scoville	1			1	2			2
23 Robert Tomker	3			1	4			4
24 Samuel Diphend	1	2	2		5			5
25 William H. Hays	1	2	1	3	7			7
26 William Nickerson	1			2	3		2	5
	657	1125	556	1026	3264	11	638	4467

Lawrence Co., AL State Census

Names:

Census Return Family
Listing Heads of

Types:

booklet

Dates:

1820

Frances Cabaniss Roberts Collection: Series 4, Subseries C, Box 3, Folder 7

Lawrence County, Alabama 1820 Census Booklet, 1977 - Alabama Counties

Image 29 r04c03-07-000-0106 [Contents](#) [Index](#) [About](#)

Lawrence Co., AL
1820 Census
TVGS 4C3 (7)

Name of heads of families	White males over 21	White males under 21	White females over 21	White females under 21	Total of white inhabitants	Total of free people of colour	Total of slaves	Total of inhabitants
Books brought forward	189	1162	556	1116	3416	11	1366	4773
1 Lindsey Glastjone	1	6	1	3	11		4	15
2 John Moore	1			2	3		1	4
3 James M. Mobley	1	2	1	1	5			5
4 William Bigham	1	1	1	1	4			4
5 Rebecca Bigham	1	4	2	1	9			9
6 Ann Alexander		2	1	2	5			5
7 George Rogus	1	3	2	2	8			8
8 Reuben Rogus	1	3	1	1	6			6
9 Mathew Roberts	1			1	2			2
10 John Roberts	1	3	1	3	8			8
11 Jesse Roberts	1			2	3			3
12 James C. Warren	1			3	4			4
13 John E. Wood	1	2	1	2	6			6
14 John Wilson	1		1	1	3			3
15 Thomas Guist		1	1	1	3			3
16 James Johnson	1			1	2			2
17 Robert Rogus	2	2	1	2	7			7
18 Abraham Colledge	3	1	1	2	7			7
19 Abner Smith	1	3	1	3	8			8
20 Solomon Smith	1	5	1		7			7
21 James Crabtree	1	3	1	1	6			6
22 Barnabas Wallace	1			2	3			3
23 Friedrich Luster	1		1	2	4		26	30
24 James Thutkold	2	4	1	2	9			9
25 Andrew White	2	1	1	1	5			5
	716	1113	577	1150	3556	11	1377	4964

Lawrence Co., AL State Census

Names:

Census Return Family
Listing Heads of

Types:

booklet

Dates:

1820

Frances Cabaniss Roberts Collection: Series 4, Subseries C, Box 3, Folder 7

Lawrence County, Alabama 1820 Census Booklet, 1977 - Alabama Counties

Image 30 r04c03-07-000-0107 [Contents](#) [Index](#) [About](#)

Lawrence Co., AL
1820 Census
TVGS 4C3 (97)

Name of heads of families	White males over 21	White males under 21	White females over 21	White females under 21	Total of white inhabitants	Total of free people of colour	Total of slaves	Total of inhabitants
Asah Lion, J. Howard	76	113	377	461	356	11	1397	4969
1 Andrew White	2	1	1	1	5			5
2 William White	1	1	1	1	4			4
3 James S. S. S. S.	1	1	1	1	4			4
4 William Martin	1	1	1	1	4			4
5 William Russell	1		1	2	4			4
6 William Castlebury	1	2	1	1	5			5
7 Henchier Castle	1	1			2			2
8 Leucelia Castlebury		4	1	2	7			7
9 William Howell	2	1	1	4	8		5	13
10 Alexander Boling	1	3	1	1	6		4	10
11 Leon H. Hubbard	1			2	3		4	7
12 Alexander S. Robbins	1	1	1	2	5			5
13 William Whitson	1	2	1	1	5			5
14 James Whitson	1	4	1	1	7			7
15 Thomas Whitson	1	1	1	1	4			4
16 William Sargent	2	1	2		5			5
17 Peter Galper	1			1	2			2
18 George W. McLaughry	1	5	1	2	9			9
19 Charles Kufsalich	2	4	1	1	8			8
20 Merida Melton	2	4	1	3	10			10
21 John Lacey	1	1	1	3	6			6
22 John B. Warner	1		1		2			2
23 David Wilson	1	1	1	1	4		2	6
24 Hugh W. Stephenson	1	3	2	1	7			7
25 Ann Campbell		3	1		4			4
	744	856	601	852	3683	11	1412	1116

Lawrence Co., AL State Census

Names:

Census Return
Listing Heads of

Family

Types:

booklet

Dates:

1820

Frances Cabaniss Roberts Collection: Series 4, Subseries C, Box 3, Folder 7

Lawrence County, Alabama 1820 Census Booklet, 1977 - Alabama Counties

Image 31 r04c03-07-000-0108 [Contents](#) [Index](#) [About](#)

Lawrence Co., AL
1820 Census
TVGS 4C3 (7)

Name of heads of families	White males over 21	White males under 21	White females over 21	White females under 21	Total of white inhabitants	Total of free people of colour	Total of slaves	Total of inhabitants
1 Aunt brought forward	747	1136	601	1182	3653	11	1412	
2 Polly Johnson			3	1	4			4
3 William A. Boyce	1	1	2		4			4
4 Isaac Pickens	2	2	1	3	8			8
5 William Symphson	2	4	2	2	10			10
6 William Mc Gane	1		1		2			2
7 William Symphson	1	1	1	4	6			6
8 Hubbard H. Barver	1	2	1	5	9			9
9 Archibald H. Barver	1	1	1	1	4		3	7
10 Nicholas King	2	4	2		8			8
11 Samu. Robinson	1	1	1	2	5			5
12 William Garrigue	1	2	1	1	5			5
13 John Sible	1	4	1	5	11			11
14 John Lee	1	3	1	2	7			7
15 Nancy Martin	1	2		1	4			4
16 James Martin	1		2	1	4			4
17 Richard Martin	1	3	1	4	9			9
18 Joseph Hoys	1	1	1	1	4			4
19 David Palmer	1	1	1	3	6			6
20 Isobua H. Gower	1	1	1	4	7			7
21 James H. McLaughly	1			1	2			2
22 William Grundwsky	1	1	1		3			3
23 Jacob Norton	2	2	2	4	10			10
24 Solomon Stone	1		1		2		7	9
25 Sallabury Stone	1	3	1	3	8			8
26 William Stone	1	2	1	1	5			5
	772	1196	621	1231	3820	11	1423	5243

Lawrence Co., AL State Census

Names:

Census Return Family
Listing Heads of

Types:

booklet

Dates:

1820

Frances Cabaniss Roberts Collection: Series 4, Subseries C, Box 3, Folder 7

Lawrence County, Alabama 1820 Census Booklet, 1977 - Alabama Counties

Image 32 r04c03-07-000-0109 [Contents](#) [Index](#) [About](#)

Lawrence Co., AL
1820 Census
TVGS 4C3 (37)

Name of heads of families	White males over 21	White males under 21	White females over 21	White females under 21	Total of white inhabitants	Total of free people of colour	Total of slaves	Total of inhabitants
Amount brought forward	772	1176	631	1221	3550	11	1422	5263
1 John Hinton	1	2	1	4	8			8
2 Thomas Patton	1	3	1	2	7			7
3 Seemahel Walker	1		1	1	3		6	9
4 Ruth Woodward		1	1	1	3			3
5 Isaac Robinson		3	1	2	7			7
Seemah Woodward		3	1		5			5
7 Nancy Carter		4	1	2	7			7
Jonathan Wallace	1	2	1	1	5			5
9 William Nicols	1		1	2	4			4
10 Peter Tittle	1	2	1	2	6		2	8
11 George Tittle	1	3	1	4	9			9
12 James Tittle	1	2	1		4			4
13 Jesse Tyre	1	1	1	2	5			5
14 Joseph Tyre	1	3	1	1	6			6
15 Ransom Nicols	1	1	1	2	5			5
16 Nancy Jones		1	1	3	5			5
17 Jacob Brewitt	1	2	1	3	7		28	35
18 James Box	1		1	2	4			4
19 Robert H Dandridge	1	2	1	3	7		24	31
20 Alexander Hale	1	2	1	1	5			5
21 Andrus Jones	1	5	1	5	12			12
22 John Thomas	1	2	1	2	6			6
23 James Thomas	1	1	1	2	5			5
24 Robert Owens	1				1			1
25 James Evans	1	4	1	6	12			12
	794	1243	655	1295	4077	11	1482	5559

Lawrence Co., AL State Census

Names:

Census Return Family
Listing Heads of

Types:

booklet

Dates:

1820

Frances Cabaniss Roberts Collection: Series 4, Subseries C, Box 3, Folder 7

Lawrence County, Alabama 1820 Census Booklet, 1977 - Alabama Counties

Image 33 r04c03-07-000-0110 [Contents](#) [Index](#) [About](#)

Lawrence Co., AL
1820 Census
TVGS 4C3 (37)

Name of heads of families	White males over 21	White males under 21	White females over 21	White females under 21	Total of white inhabitants	Total of free people of colour	Total of slaves	Total of inhabitants
Int ^l brought forward	774	1226	655	1285	4279	11	1489	5772
James & Doyle	1	1	1	3	2	5		
Sarrett Stamice	1	2	1	5	3	8		
George Geayham	1	2	1	5	9	13		
George Henderson	1	1	1	4	5	5		
Joseph Barasich	1	2	1	5	10	10		
Woodson May	1	2	1	4	4	4		
Henderson Terry	1	2	1	4	7	7		
Stephen Terry	1	4	1	7	9	12		
James Doyle	2			3	2	4		
William & Doyle	1			2	2	4		
Joseph Doyle	1		1	2	2	4		
Lillbury Jones	2	4	1	8	57	65		
Samuel Mitchell	7	8	1	5	9	14		
James M. Nason	1			1		1		
John Browning	1			1		1		
Edw. Hodgins	1			1		1		
Joel D. Harris	1	1	1	4	7	9		
Robert B. Cary	1	1	1	4	2	6		
Joel Denton	1	2	1	5	2	7		
George L. Rousseau	1			2		2		
Thomas Males	1	2		3		3		
Edison & Williams	3			3	2	5		
Isaac Smyth	1	2	1	2	6	5		
Isaac Smyth	1	2	1	2	6	5		
Jacob A. Blackwell	1			1	1	2		
	1222	1276	668	1411	4276	11	4287	5976

Lawrence Co., AL State Census

Names:

Census Return Family
Listing Heads of

Types:

booklet

Dates:

1820

Frances Cabaniss Roberts Collection: Series 4, Subseries C, Box 3, Folder 7

Lawrence County, Alabama 1820 Census Booklet, 1977 - Alabama Counties

Image 34 r04c03-07-000-0111 [Contents](#) [Index](#) [About](#)

Lawrence Co., AL
1820 Census
TVGS 4C3 (7)

Name of heads of families	White males over 21	White males under 21	White females over 21	White females under 21	Total of white inhabitants	Total of free people of colour	Total of slaves	Total of inhabitants
1 Melvark Davis	1				1			1
2 Josiah Knight	1	1			2			2
3 Thomas M. Giger	1				1			1
4 George Woodley	1				1			1
5 Robert G. Mosely	2			1	3	10	13	13
6 Eliza P. Nicholas	1	2	1	2	6	6	12	12
7 John S. Stays	1	1			2			2
8 Ann Crabtree			1	2	3			3
9 James W. Washwood	2				2	1	3	3
10 Samuel Swann	2		1		3	1	4	4
11 John Kimball	1	5	1	1	8			8
12 Thomas Chalwood	1			2	3			3
13 George Moscar	1			2	3			3
14 William Rans	1	2	4	2	9			9
15 Geo. Carlton	2				2			2
16 Jesse Elam	1	2	1	3	7	3	10	10
17 David W. Wright	1			1	2	8		8
18 Robert Dickson	3	1			4			4
19 Kascomb Luck	1				1			1
20 Archibald B. Thomas		1			1			1
21 John Jones	1	3	1	4	9			9
22 Obediah Fowler	1	3	1	4	9			9
23 Benjamin Bezz	2	1	1		5	1		6
24 John Armstrong	1				1			1
25 Francis G. Smythe	1				1			1
26 William Campbell	1	2	1	1	5			5
	1133	1290	661	1430	3424	11	1619	6051

Lawrence Co., AL State Census

Names:

Census Return Family
Listing Heads of

Types:

booklet

Dates:

1820

Lawrence Co., AL
 1820 Census
 TVGS 4C3 (97)

Name of heads of families	White males over 21	White males under 21	White females over 21	White females under 21	Total of white inhabitants	Total of free people of colour	Total of slaves	Total of inhabitants
1. Amos Wright	12	7	6	1	16	1	1	18
2. Hiram Campbell	1	1	1	1	4			4
3. John C. Gloger	1	2	1	1	5			5
4. Nican D. Holmes	2	1	1	1	5		19	22
5. Charles Wright	1		1		2		1	3
6. John McLean	1				1			1
7. William B. Good	1	1	1	1	4		14	18
8. William Hines	1	1	1	3	6		27	33
9. Samuel Milledge	1	4	1	1	7			7
10. Peter Green	1	1	1	3	6		23	29
11. James Tucker				2	2		33	35
12. Philip H. Thibault	1	1		2	4			4
13. Thomas Milledge	1	4	1	1	7		17	24
14. Blaxton Leach	1		1	5	7			7
15. Edward Boachey	2	6	1		9		4	13
16. George H. Gray	2	1	1	5	9		35	44
17. Anniah Boushick	1	3	1	1	6			6
18. Silas Alexander	1	2	1	1	5			5
19. Ipe Christian	1				1		2	3
20. James Gisp	1	2	2	2	7		1	8
21. Joseph Davis	1	3	1	3	8		4	12
22. John J. Lowe	1	1		1	3			3
23. Nathaniel Stewart	1	2	1	3	7		19	26
24. Samuel Sprawl	1	1	1	3	6			6
25. George Mallow	1	7	1	3	12		20	32
26. Stephen W. Burford	1	4	1	2	8			8
27. Michael Partridge	1	2	1		4		3	7
	105	132	71	74	282	8	153	435

Lawrence Co., AL State Census

Names:

Census Return Family
 Listing Heads of

Types:

booklet

Dates:

1820

Frances Cabaniss Roberts Collection: Series 4, Subseries C, Box 3, Folder 7

Lawrence County, Alabama 1820 Census Booklet, 1977 - Alabama Counties

Image 37 r04c03-07-000-0114 [Contents](#) [Index](#) [About](#)

Lawrence Co., AL
1820 Census
TVGS 4C3 (7)

Name of heads of families	White males over 21	White males under 21	White females over 21	White females under 21	Total of white inhabitants	Total of free people of colour	Total of slaves	Total of inhabitants
Book brought forward	1354	722	1348	574	2674	11	2071	6135
1 Randolph Wason	1	2	1	5	9		3	12
2 Peter Bumpgarner	1	1	1		3			3
3 Wm. Wright	1	1	1	1	4			4
4 John E. Old	1	1	1		3		7	10
5 Josiah Peatty	1	3	1	4	9		4	13
6 Joseph Martin	2	3	1	4	10		23	33
7 Mrs. Madra Johnson	1				1		10	11
8 William Elliott	1		1	1	3		12	15
9 Miss Barton	1				1			1
10 Francis Jones	1	5	1	2	9		42	51
11 William Sheffield	1				1			1
12 Peter Leony	1		1		2			2
13 William Wallace	1	1	1	3	6		1	7
14 David Leony	1		1	2	4			4
15 Benjamin Leary	2	2	1	3	8			8
16 Alexander McCulloch	1	5	1	4	11		18	29
17 Thomas Lightfoot	1	4	1	3	9		17	26
18 Michael Woodroffe	2	1	1	1	5			5
19 William Gregory	1	6	1	1	9			9
20 Chellan Stoddifer	1	3	2	5	11		7	18
21 Jeremiah Pearsall	1	1	2	1	5		10	15
22 James Aspell	1	1	1		3		3	6
23 Michael Pindater	1	2	1	1	5		4	9
24 Thomas Shippea	1	2	1		4			4
Book brought forward	1142	1428	745	1229	5569	11	5580	7165

Lawrence Co., AL State Census

Names:

Census Return Family
Listing Heads of

Types:

booklet

Dates:

1820

Lawrence Co., AL
1820 Census
TVGS 4C3 (77)

Name of heads of families	White males over 21	White males under 21	White females over 21	White females under 21	Total of white inhabitants	Total of free people of colour	Total of slaves	Total of inhabitants
Am. brought forward	1128	745	1334	4869	11	2252		
1. Stephen Ferguson	1	3	1	2	7			7
2. Anas Jackson	1	1	2	1	5			6
3. John Matthews	1			1	2			2
4. Walter Matthews	1	4	1	2	8			8
5. Joseph Matthews	1	3	2	4	10			10
6. Joseph Matthews	1		1	1	3			3
7. Robert Smith	1				1			1
8. Richard Strawn	1	2	1	2	6			6
9. Thomas Hawkins	1	1	2	1	5	2		7
10. Lewis Dillahunty	1	1		2	4			4
11. Thomas Dillahunty	2	2	1	3	8			8
12. Wilson Ewing	1	1		1	3			3
13. Ephraim Anderson	1	1	1	5	8			8
14. David W. Cantton	1	2	1	1	5			5
15. Aaron Owens	1	2	1	3	7			7
16. Adamson T. Shaw	1	4	1	4	10			10
17. Daniel Wright	1	2	2	1	6	8		14
18. Wiley J. Bloom	1	1	1	2	5	29		34
19. James Hardy	1			1	2			2
20. William Gray	1	2	1	3	7			7
21. John I. Young	2	2	1	5	10			10
22. Allen Smith	1	2		3	6			6
23. Nicholas Pateway	1				1	27		28
24. Thomas Carson	1	1	1		3			3
25. Leon Catell	1	1	1	2	5			5
	1163	746	1334	4869	11	2252		

Lawrence Co., AL State Census

Names:

Census Return Family
Listing Heads of

Types:

booklet

Dates:

1820

Frances Cabaniss Roberts Collection: Series 4, Subseries C, Box 3, Folder 7

Lawrence County, Alabama 1820 Census Booklet, 1977 - Alabama Counties

Image 39 r04c03-07-000-0116 [Contents](#) [Index](#) [About](#)

Lawrence Co., AL
1820 Census
TVGS 4C3 (97)

Name of heads of families	White males over 21	White males under 21	White females over 21	White females under 21	Total of white inhabitants	Total of free people of colour	Total of slaves	Total of inhabitants
1 <i>John Boughtwood</i>	144	767	613	2114	11	2467	7455	
2 <i>John Conyette</i>	1	3	1	6	5	11		
3 <i>Wm M Lewis</i>	1	2	1	6	3	9		
4 <i>Abies Lewis</i>	1	1	3	5	3	8		
5 <i>Charles Anderson</i>	1	2	1	6	1	7		
6 <i>David Evans</i>	1	5	1	10		10		
7 <i>John Evans</i>	1	1	1	4		4		
8 <i>John Barding</i>	1	5	1	12		12		
9 <i>John Holt</i>	1	1	1	3		3		
10 <i>Wm Burg Holt</i>	1	1	1	3		3		
11 <i>Robert Hamilton</i>	1	2	1	7		7		
12 <i>Gayle Brown</i>	1		1	2		2		
13 <i>Amos Watson</i>	1	3	1	5		5		
14 <i>Suannah Smith</i>	2	1		3		3		
15 <i>George S Balch</i>	1	2	1	6		6		
16 <i>Amos B. B. B. B.</i>	1	1	1	4		4		
17 <i>John Ludwig</i>					1	1		
18 <i>John Peter</i>					6	6		
19 <i>William Henry</i>	1	2	1	6		10		
20 <i>John Casey</i>						4	4	

144 767 613 2114 11 2467 7455

Lawrence Co., AL State Census

Names:

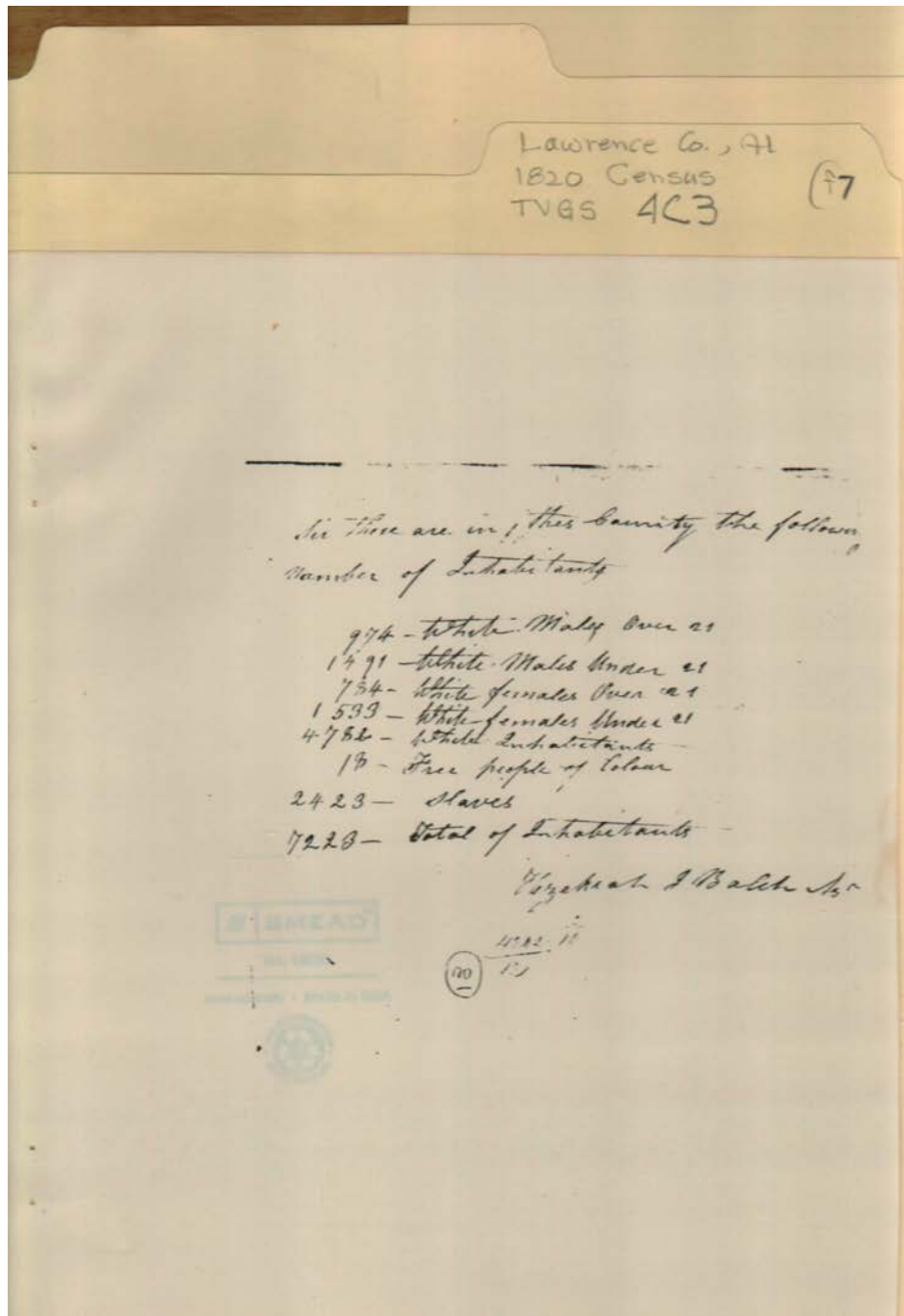
Census Return Family
Listing Heads of

Types:

booklet

Dates:

1820



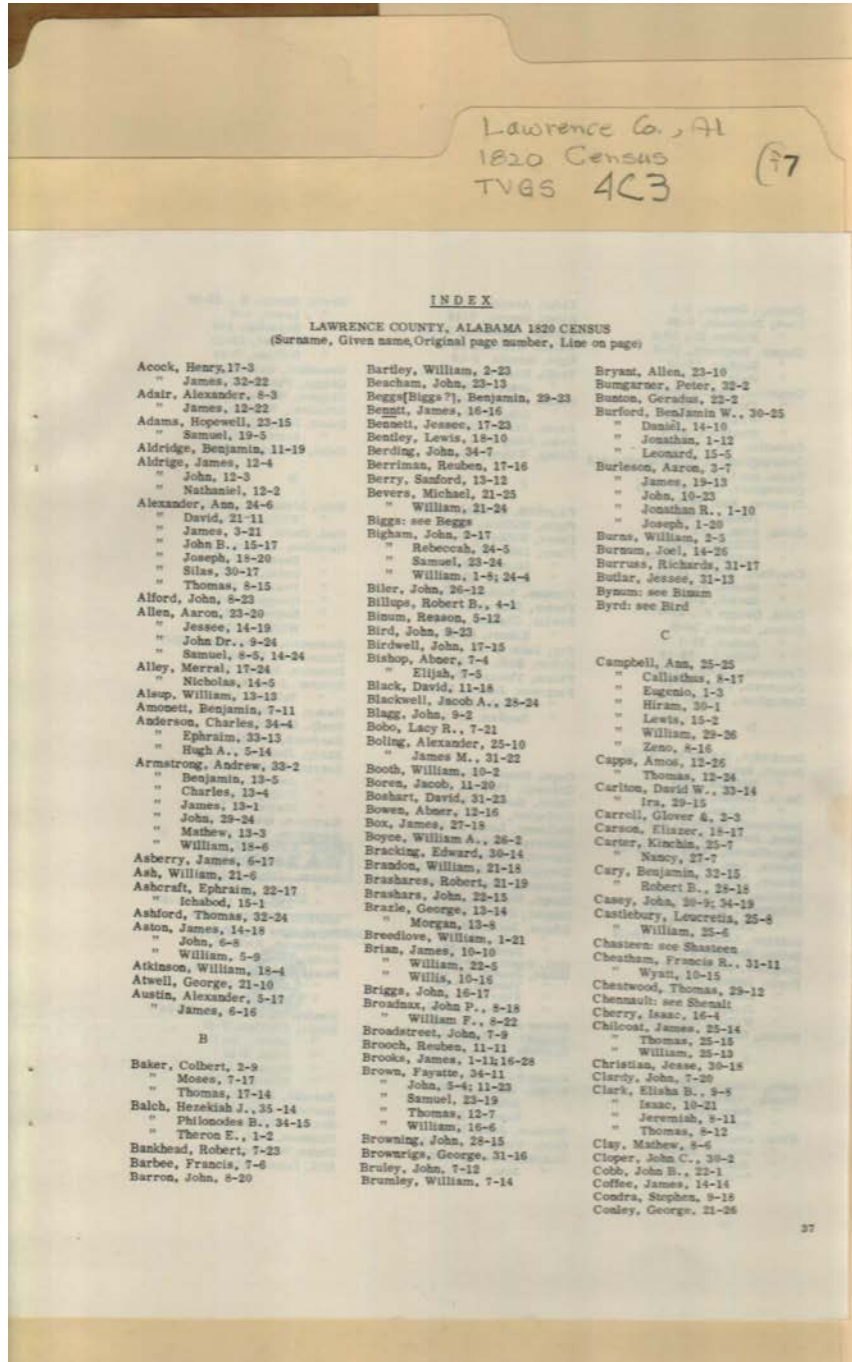
Lawrence Co., AL State Census

Names:

Summary of Census

Types:

booklet



Lawrence Co., AL State Census

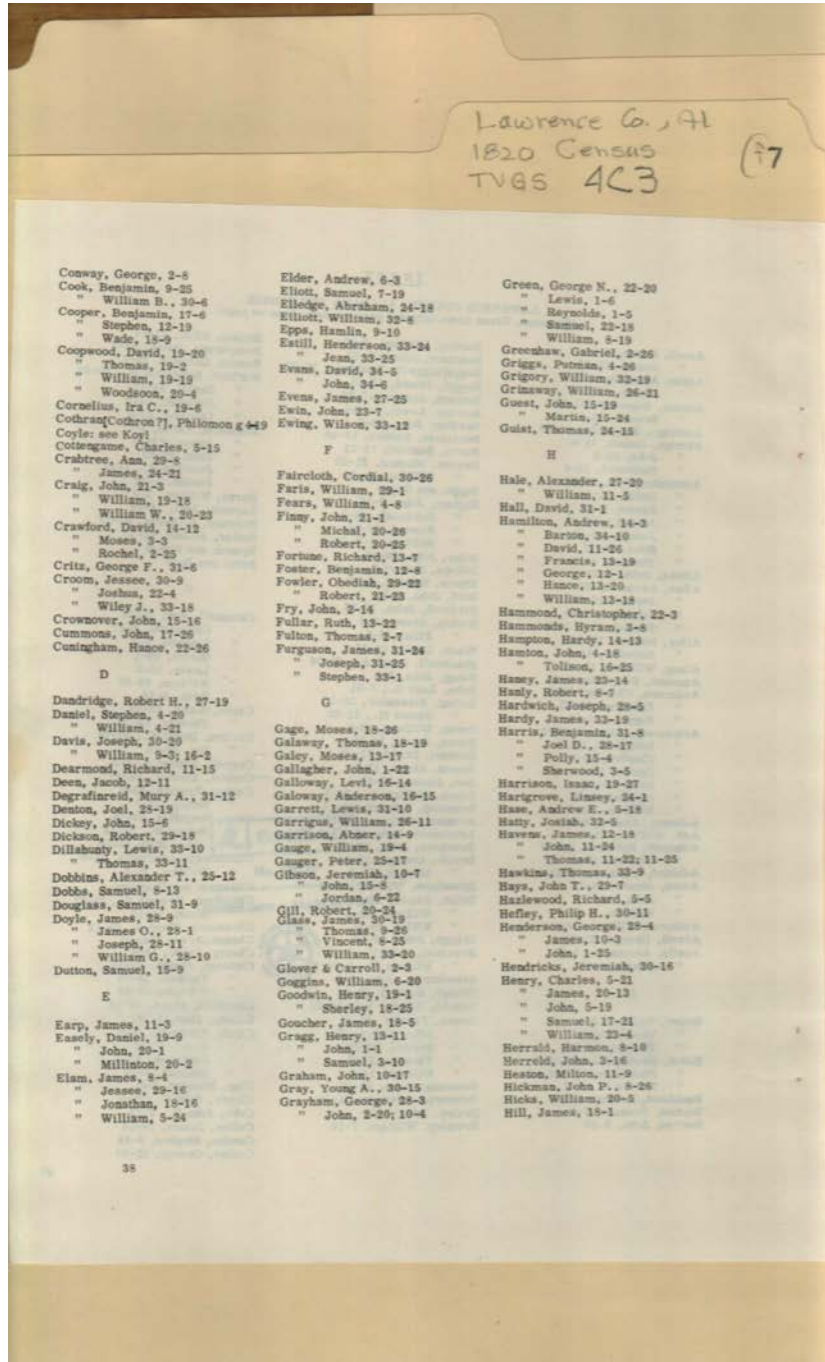
Names:

Index, Alphabetical,
 1820 Census

Types:

booklet

Frances Cabaniss Roberts Collection: Series 4, Subseries C, Box 3, Folder 7
 Lawrence County, Alabama 1820 Census Booklet, 1977 - Alabama Counties
 Image 42 r04c03-07-000-0119 [Contents](#) [Index](#) [About](#)



Lawrence Co., AL State Census

Names:

Index, Alphabetical,
 1820 Census

Types:

booklet

Frances Cabaniss Roberts Collection: Series 4, Subseries C, Box 3, Folder 7
 Lawrence County, Alabama 1820 Census Booklet, 1977 - Alabama Counties
 Image 43 r04c03-07-000-0120 [Contents](#) [Index](#) [About](#)

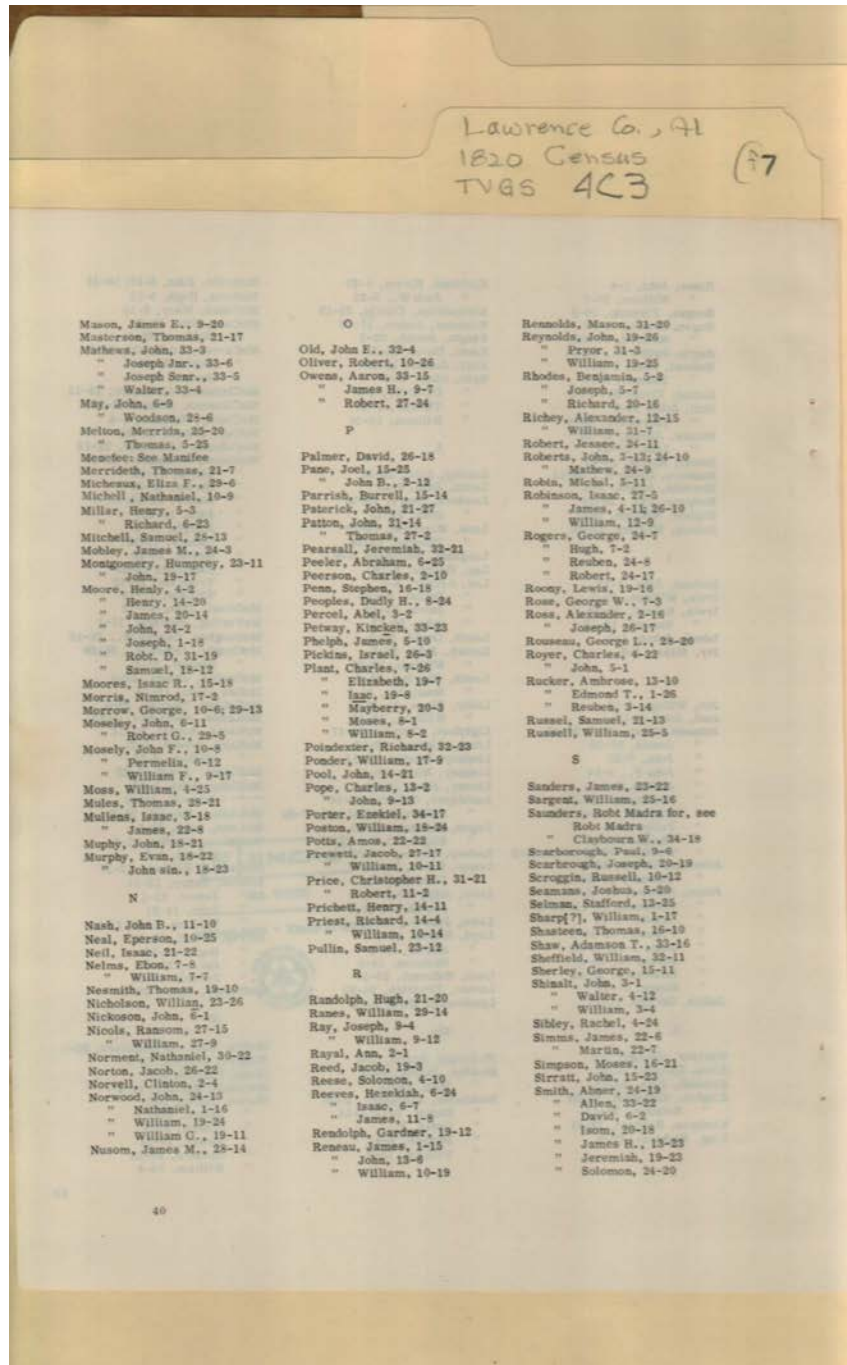
Lawrence Co., AL
1820 Census
TVGS 4C3 (97)

Hines, John, 1-4	Kirkland, Hiram, 5-23	McBride, John, 6-19; 10-18
" William, 30-7	" Josh W., 5-22	McBrite, Hugh, 5-13
Hodges, Fleming, 16-5	Kirkpatrick, Charls, 25-19	McCahan, Mary, 6-15
Hogan, James, 16-19	Kitchens, James, 17-20	McCane, Elie, 23-2
" Richard, 16-29	Knight, Josiah, 29-2	" William, 26-5
Hogin, Squire E., 22-27	Knott, David, 13-15	McCarver, Archibald, 26-8
Holland, John, 7-18	Koyl, James, 15-27	" Hubbard, 26-7
" Thomas, 6-14	Kyle, Abeys, 16-7	" Joshua, 26-19
Holms, Vivian B., 30-3	" David B., 4-9	McClemahan, Alexander, 13-15
Holt, John, 34-8	" Thomas, 9-15	McClemban, Milton, 11-17
" Thornbury, 34-9	" William, 10-24	McClusky, William, 4-4
Homes, James, 27-23		McCoy, James, 12-20
" John, 27-22	L	McCulloch, Alexander, 22-16
Howel, Myhill, 16-27	Lacey, John, 25-21	McDaniel, Alexander, 17-19
Hubbard, Green K., 25-11	Lamb, John, 9-19	" Elijah, 17-12
Huccaba, James, 9-5	Landers, Henry, 19-15	" Hiram, 13-26
Hudgens, Jno., 28-16	" John, 22-13	" James, 11-13; 17-8
Hughes, William, 9-21	Lane, Mordecai, 16-23	" John, 15-21
Hutson, William, 23-25	" Thomas, 16-24	" Joseph, 17-4
I	Langham, Solomon, 4-6	" Looney, 17-13
Ireland, John, 1-23	Lay, George, 4-16	" Moses, 10-20
Irvin, William, 15-7	Lee, Archer, 5-5	" Randolph, 16-22
Irwin, Robert, 16-26	" Daniel, 22-11	" Tristram, 16-12
" Samuel, 15-13	" Jacob, 22-12	" William, 17-19
Ishell, Jabs, 1-7	" John, 26-13	McDowell, John, 16-13
Ivy, Major, 8-8	Leech, David, 21-5	McFarling, Mitchell, 17-1
J	Leech, John, 21-4	McGaughey, George W., 25-18
Job, William, 7-13	" William, 13-21	McGaughey, James H., 26-20
Joel, John, 4-15	Lewis, Charles, 24-3	" Samuel, 23-8
Johnson, Isaac, 16-7; 20-15	" Henry M., 34-2	McGaughey, James, 23-5
" James, 24-16	Liddy, Flora, 11-16	McGeo, John, 18-13
" John, 7-25	" William, 13-16	McGrigor, Thomas, 23-3
" John P., 8-14	Lightfoot, Thomas, 32-17	McKamie, Alexander, 7-22
" Joshua, 9-9	Linch, Claxton, 30-13	McKamy, Robert, 21-15
" Nehemiah, 12-13	Lindsay, Dennis, 18-14	McKary, Joseph, 5-21
" Nicholas, 18-8	Linsay, John, 11-14	" Mathew, 6-13
" Polly, 26-1	Locklayer, Osburn, 34-18	McKinney, Lynch, 3-23
" Thomas, 11-6	" Osburn [marked out], 7-24	McKinney, John, 1-13
" William, 20-8; 20-12; 31-2	Logan, Andrew, 11-13	" Johnson, 18-11
Johnston, Drury, 23-6	" Elijah, 11-7	McLellan, Samuel, 25-3
" Thomas, 13-25	Looney, Moses, 15-20	McLess, John, 30-5
Jones, Andrew, 27-21	Loony, David, 32-14	McMahan, George, 17-5
" Benjamin, 10-13; 31-5	" Peter, 32-12	" Martin, 2-2
" Brach, 1-14	Love, John, 10-5	McNamee, William, 12-17
" Francis, 22-19	" Joseph T., 16-3	McNutt, Henry, 12-14
" John, 1-19; 29-21	Lowe, John J., 30-21	" James, 11-1
" Joshua D., 21-9	Loyd, Elisha, 14-7	" John, 12-21
" Littlebury, 28-12	" Martin, 14-8	" William, 12-6; 13-10
" Nancy, 27-16	" Nicholas, 14-6	McVay, David, 19-22
Julian, George, 14-15	Luck, Halcomb, 29-19	" Hugh, 20-10
K	Luster, Fredrick, 24-23	" Javan, 20-11
Kaiser, George, 7-1	Lynbecum, Bird, 9-14	" Zadock, 19-21
Keys, George, 15-28		McWorter, Siras, 23-9
Kimball, John, 29-11	Mc	M
Kimbro, Nathaniel, 22-24	McAdams, Samuel, 6-6	Madra, Robt. for Saunders, 32-7
" Solomon, 21-16	McAfee, James, 23-9	Manifee, Jarrett, 28-2
Kimbroe, Robert, 22-25	" John, 22-10	Mapp, Burrell, 8-8
King, Nicholas, 26-9	McAllister, Alexander, 2-19	Marshall, Bardley, 11-4
	" Daniel, 3-19; 4-14	Martin, David, 20-7
	" David, 3-17	" James, 25-15
	" Mathew, 3-9	" Joseph, 32-6
	" William, 15-3	" Moses, 26-14
		" Richard, 26-16
		" William, 25-4

Lawrence Co., AL State Census
Names:
 Index, Alphabetical,
 1820 Census

Types:
 booklet

Frances Cabaniss Roberts Collection: Series 4, Subseries C, Box 3, Folder 7
 Lawrence County, Alabama 1820 Census Booklet, 1977 - Alabama Counties
 Image 44 r04c03-07-000-0121 [Contents](#) [Index](#) [About](#)



Lawrence Co., AL State Census

Names:

Index, Alphabetical,
 1820 Census

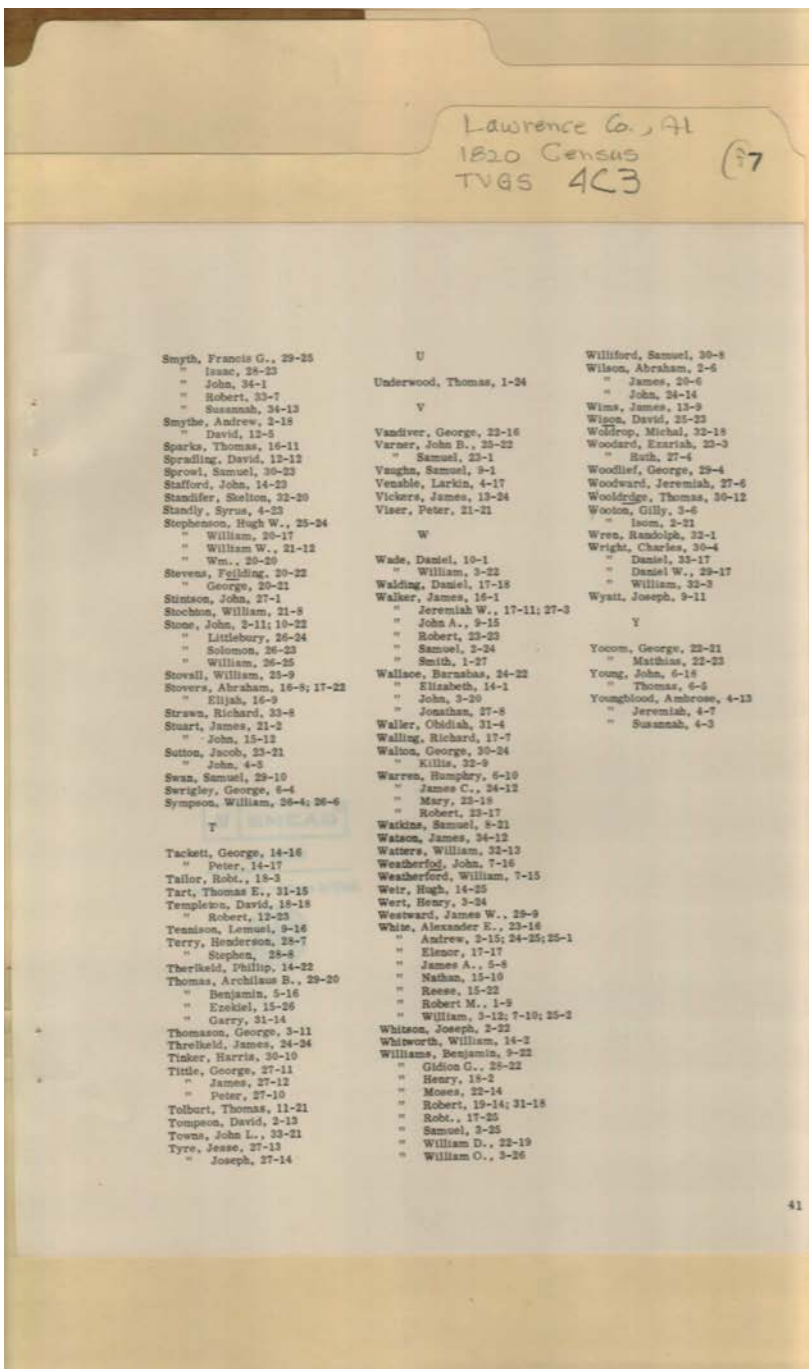
Types:

booklet

Frances Cabaniss Roberts Collection: Series 4, Subseries C, Box 3, Folder 7

Lawrence County, Alabama 1820 Census Booklet, 1977 - Alabama Counties

Image 45 r04c03-07-000-0122 [Contents](#) [Index](#) [About](#)



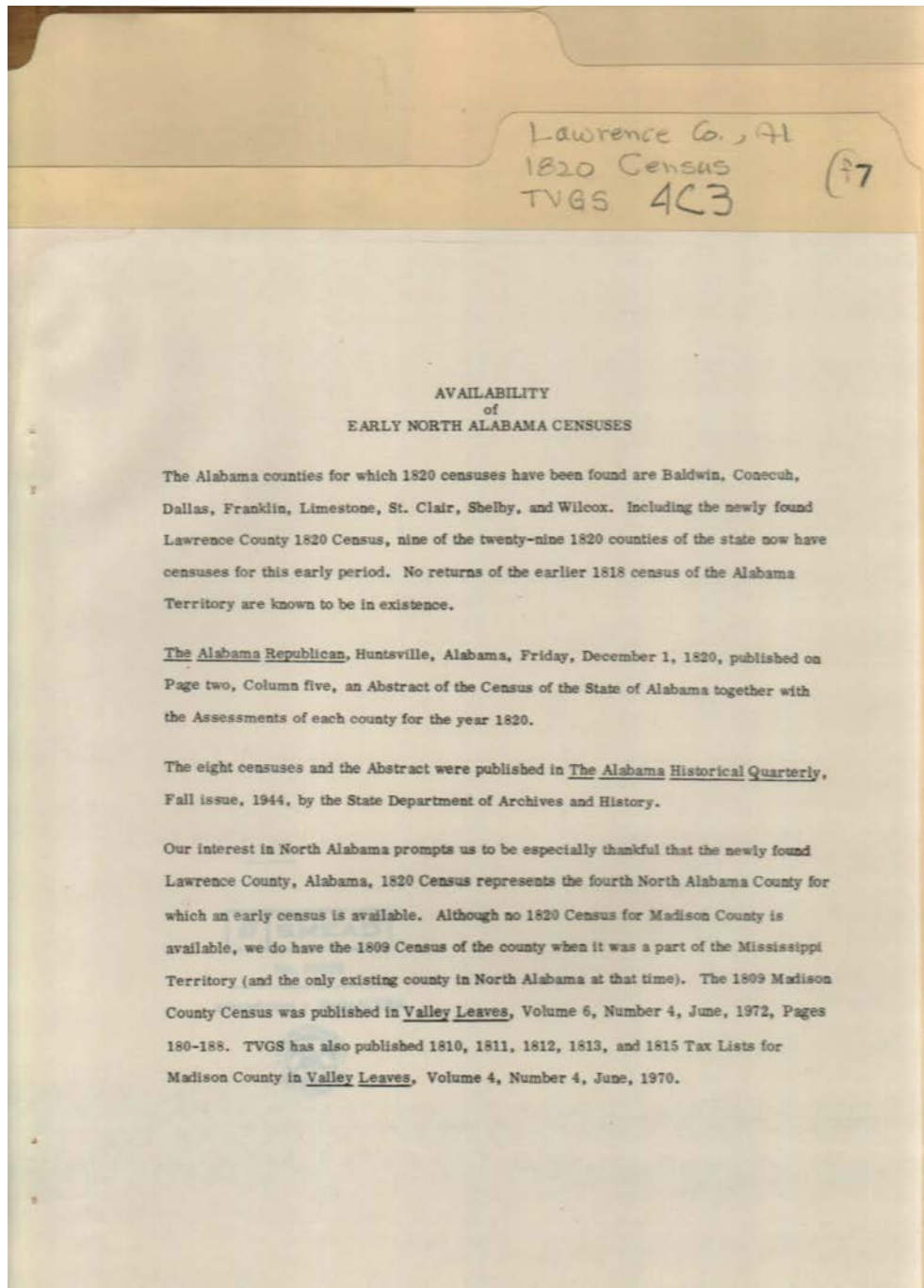
Lawrence Co., AL State Census

Names:

Index, Alphabetical,
1820 Census

Types:

booklet

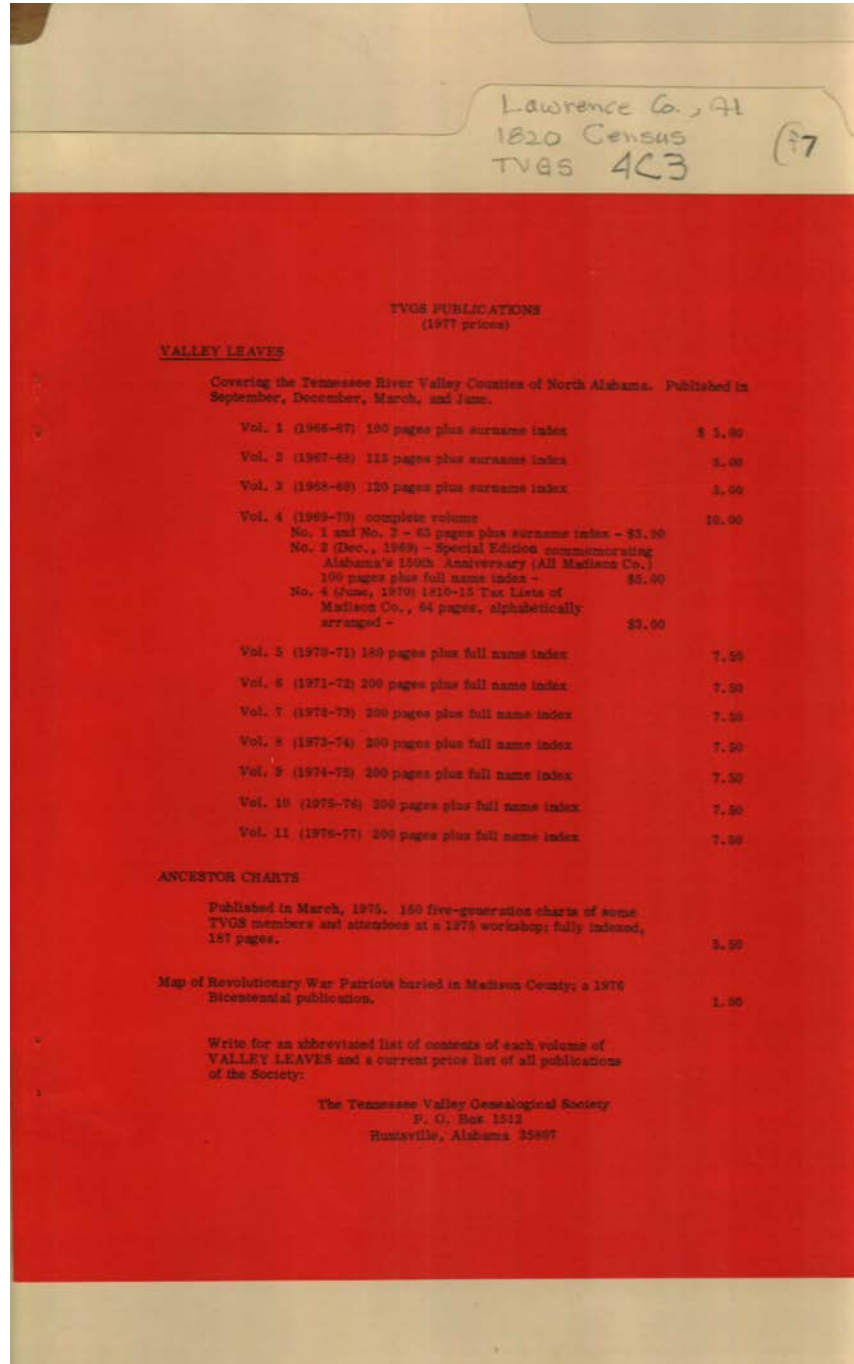


Names:

Early North Alabama
Census Availability

Types:

booklet



Names:

Ancestor Charts

Revolutionary Patriot

TVGS Publications

Burial Sites

Valley Leaves

Places:

Huntsville, AL

Types:

booklet

Frances Cabaniss Roberts Collection: Series 4, Subseries C, Box 3, Folder 7

Lawrence County, Alabama 1820 Census Booklet, 1977 - Alabama Counties

[Contents](#) [Index](#) [About](#)

Table of Contents

[Image 1](#) (r04c03-07-000-0078)

[Image 2](#) (r04c03-07-000-0079)

[Image 3](#) (r04c03-07-000-0080)

[Image 4](#) (r04c03-07-000-0081)

[Image 5](#) (r04c03-07-000-0082)

[Image 6](#) (r04c03-07-000-0083)

[Image 7](#) (r04c03-07-000-0084)

[Image 8](#) (r04c03-07-000-0085)

[Image 9](#) (r04c03-07-000-0086)

[Image 10](#) (r04c03-07-000-0087)

[Image 11](#) (r04c03-07-000-0088)

[Image 12](#) (r04c03-07-000-0089)

[Image 13](#) (r04c03-07-000-0090)

[Image 14](#) (r04c03-07-000-0091)

[Image 15](#) (r04c03-07-000-0092)

[Image 16](#) (r04c03-07-000-0093)

[Image 17](#) (r04c03-07-000-0094)

[Image 18](#) (r04c03-07-000-0095)

[Image 19](#) (r04c03-07-000-0096)

[Image 20](#) (r04c03-07-000-0097)

[Image 21](#) (r04c03-07-000-0098)

[Image 22](#) (r04c03-07-000-0099)

[Image 23](#) (r04c03-07-000-0100)

[Image 24](#) (r04c03-07-000-0101)

[Image 25](#) (r04c03-07-000-0102)

[Image 26](#) (r04c03-07-000-0103)

[Image 27](#) (r04c03-07-000-0104)

[Image 28](#) (r04c03-07-000-0105)

[Image 29](#) (r04c03-07-000-0106)

[Image 30](#) (r04c03-07-000-0107)

[Image 31](#) (r04c03-07-000-0108)

[Image 32](#) (r04c03-07-000-0109)

[Image 33](#) (r04c03-07-000-0110)

[Image 34](#) (r04c03-07-000-0111)

[Image 35](#) (r04c03-07-000-0112)

[Image 36](#) (r04c03-07-000-0113)

[Image 37](#) (r04c03-07-000-0114)

[Image 38](#) (r04c03-07-000-0115)

[Image 39](#) (r04c03-07-000-0116)

[Image 40](#) (r04c03-07-000-0117)

[Image 41](#) (r04c03-07-000-0118)

[Image 42](#) (r04c03-07-000-0119)

[Image 43](#) (r04c03-07-000-0120)

[Image 44](#) (r04c03-07-000-0121)

[Image 45](#) (r04c03-07-000-0122)

[Image 46](#) (r04c03-07-000-0123)

[Image 47](#) (r04c03-07-000-0124)

[Table of Contents](#)

[Name & Place Index](#)

[About the Collection](#)

Frances Cabaniss Roberts Collection: Series 4, Subseries C, Box 3, Folder 7

Lawrence County, Alabama 1820 Census Booklet, 1977 - Alabama Counties

[Contents](#) [Index](#) [About](#)

Name & Place Index

Ancestor Charts [47](#)

Census Return Listing Heads of Family [5](#), [6](#), [7](#), [8](#), [9](#), [10](#),
[11](#), [12](#), [13](#), [14](#), [15](#), [16](#), [17](#), [18](#), [19](#), [20](#), [21](#), [22](#), [23](#), [24](#),
[25](#), [26](#), [27](#), [28](#), [29](#), [30](#), [31](#), [32](#), [33](#), [34](#), [35](#), [36](#), [37](#), [38](#),
[39](#)

Cochran, Ann Esslinger [4](#)

Cochran, Roy J., Mrs. [2](#), [4](#)

Cowart, Eugene, G., Mrs. [2](#)

Cunningham, Hance [4](#)

Early North Alabama Census Availability [46](#)

Gilliam, Richard Jr., Mrs. [2](#)

Hamner, V. William, [2](#)

Howard, Milo B., Jr. [2](#), [4](#)

Huntsville, AL [47](#)

Index, Alphabetical, 1820 Census [41](#), [42](#), [43](#), [44](#), [45](#)

Johnson, Walter, H., Mrs. [2](#)

Lawrence County, AL 1820 State Census [1](#)

McKnight, William B., Mrs. [2](#)

Parsly, Lewis F., Mrs. [4](#)

Parsly, Majorie P., Mrs. [2](#)

Perkins, Theodore E., Mrs. [2](#)

Revolutionary Patriot Burial Sites [47](#)

Summary of Census [40](#)

Table of Contents [3](#)

Tennessee Valley Genealogical Society [1](#), [2](#)

TVGS Publications [47](#)

Valley Leaves, Special Edition [2](#)

Valley Leaves [47](#)

Frances Cabaniss Roberts Collection

Preferred Citation: Frances Cabaniss Roberts Collection, Archives and Special Collections, M. Louis Salmon Library, University of Alabama in Huntsville, Huntsville, AL.

Collection Scope and Content: The Collection of 114 Linear ft. includes a total of 156 Archival Boxes. The Frances Cabaniss Roberts collection covers the historical records of the Cabaniss Roberts family. This collection contains extensive correspondence records of the Cabaniss Roberts family circa 1830 to 1930.

Archives/Special Collections Access Restrictions: None

Conditions Governing Use: This material may be protected under U. S. Copyright Law (Title 17, U.S. Code) which governs the making of photocopies or reproductions of copyrighted materials. You may use the digitized material for private study, scholarship, or research. Though the University of Alabama in Huntsville Archives and Special Collections has physical ownership of the material in its collections, in some cases we may not own the copyright to the material. It is the patron's obligation to determine and satisfy copyright restrictions when publishing or otherwise distributing materials found in our collections.

Provenance: Gift of Johanna Shields on October 28, 2006.



THE UNIVERSITY OF
ALABAMA IN HUNTSVILLE

**The UAH Archives and Special Collections
M. Louis Salmon Library**